




QUARTERLY PHYSICAL REPORT OF OPERATION
As of June 30, 2024

Department : National Economic and Development Authority (NEDA)
 Agency/Entity : Philippine National Volunteer Service Coordinating Agency
 Operating Unit : < not applicable >
 Organization Code (UACS) : 24 004 0000000

Particulars	UACS CODE	Physical Target (Budget Year)					Physical Accomplishment (Budget Year)					Variance as of June 30, 2024	Remarks
		1st Quarter	2nd Quarter	3rd Quarter	4th Quarter	Total	1st Quarter	2nd Quarter	3rd Quarter	4th Quarter	Total		
1	2	3	4	5	6	7	8	9	10	11	12	13	14
NATIONAL VOLUNTEER SERVICE PROGRAM	3101000000000000												
OO : Alignment of volunteer programs and activities to the national development priorities assured Outcome Indicator(s)													
1. Percentage of volunteer assisted projects in development priority areas		25% of 15,932 (3,983)	45% of 15,932 (7,170)	70% of 15,932 (11,153)	80% of 15,932 (12,746)	80% of 15,932 (12,746)	32.32% of 15,932 (5,150)	72.34% of 15,932 (11,526)			32.32% of 15,932 (5,150)	7.32% of 15,932 (1,167)	229 Foreign volunteer and 68 Filipino volunteer. 1 - BAV 653- VEPS Portal 7 - SOV/SOCV 390- NYC 3,994- Boys Scout of the Philippines 948- Cleantramurous Volunteers 5336 - Volunteer Probation Assistants of Parole and Probation Administration
2. Percentage of target institutions and organizations participating in volunteering for development Output Indicator(s)		30% of 100 (30)	60% of 100 (60)	75% of 100 (75)	96% of 100	96% of 100 (96)	30% of 100 (30)	59% of 100 (59)			30% of 100 (30)	0	11 institutions and organizations participated
1. Number of public information and advocacy activities on volunteerism conducted		50	60	50	43	203	63	165			73	23	Conducted 102 public information and advocacy activities for the 2nd Q of the year.
2. Percentage of programs and projects monitored and evaluated		25% of 15,932 (3,983)	45% of 15,932 (7,170)	70% of 15,932 (11,153)	80% of 15,932 (12,746)	80% of 15,932 (12,746)	32.37% of 15,932 (5,157)	72.34% of 15,932 (11,526)			32.37% of 15,932 (5,157)	7.37% of 15,932 (1,174)	
3. Number and percentage of organizations/institutions requesting assistance provided with the same within 30 days upon receipt of request		24.71% of 85 (21)	49.41% of 85 (42)	75.29% of 85 (64)	100% of 85 (85)	100% of 85 (85)	36.47% of 85 (52)	58.82% of 85 (183)			30.59% of 85 (26)	5	As of June 30, 50 organizations/institutions requested assistance

Prepared By: 
 Rudy R. Santos
 CHIEF AFMD
 Date: 7/15/2024

In coordination with: 
 Arianne P. Jardio
 PLANNING/BUDGET OFFICER II
 Date: 7/15/2024

Approved By: 
 Donald James D. Gawe, Ceso III
 EXECUTIVE DIRECTOR III
 Date: 7/15/2024