



QUARTERLY PHYSICAL REPORT OF OPERATION


As of March 31, 2024

Department : National Economic and Development Authority (NEDA)
 Agency/Entity : Philippine National Volunteer Service Coordinating Agency
 Operating Unit : < not applicable >
 Organization Code (UACS) : 24 004 0000000

Particulars	UACS CODE	Physical Target (Budget Year)					Physical Accomplishment (Budget Year)					Variance as of March 31, 2024	Remarks
		1st Quarter	2nd Quarter	3rd Quarter	4th Quarter	Total	1st Quarter	2nd Quarter	3rd Quarter	4th Quarter	Total		
1	2	3	4	5	6	7	8	9	10	11	12	13	14
NATIONAL VOLUNTEER SERVICE PROGRAM	3101000000000000												
OO : Alignment of volunteer programs and activities to the national development priorities assured													
Outcome Indicator(s)													
1. Percentage of volunteer assisted projects in development priority areas		25% of 15,932 (3,983)	45% of 15,932 (7,170)	70% of 15,932 (11,153)	80% of 15,932 (12,746)	80% of 15,932 (12,746)	32.32% of 15,932 (5,150)				32.32% of 15,932 (5,150)	7.32% of 15,932 (1,167)	212 International Volunteers; 68 Filipino Volunteers (FVs) overseas; 390 (239 M, 151 F) NYC-National Youth Volunteers Program-Youth volunteers; ___ PPA Volunteer Probation Assistants; 3,994 (1,455 M, 2,539 F) BSP volunteers; 486 (243 M, 243 F) IACleantramuros
2. Percentage of target institutions and organizations participating in volunteering for development		30% of 100 (30)	60% of 100 (60)	75% of 100 (75)	96% of 100	96% of 100 (96)	30% of 100 (30)				30% of 100 (30)	0	
Output Indicator(s)													
1. Number of public information and advocacy activities on volunteerism conducted		50	60	50	43	203	73				73	23	
2. Percentage of programs and projects monitored and evaluated		25% of 15,932 (3,983)	45% of 15,932 (7,170)	70% of 15,932 (11,153)	80% of 15,932 (12,746)	80% of 15,932 (12,746)	32.37% of 15,932 (5,157)				32.37% of 15,932 (5,157)	7.37% of 15,932 (1,174)	table monitoring and onsite visits 212 International Volunteers; 68 Filipino Volunteers (FVs) overseas; 7 Volunteer annual report received from IVSOs; 390 (239 M, 151 F) NYC-National Youth Volunteers Program-Youth volunteers; ___ PPA Volunteer Probation Assistants; 3,994 (1,455 M, 2,539 F) BSP volunteers; 486 (243 M, 243 F) IACleantramuros
3. Number and percentage of organizations/institutions requesting assistance provided with the same within 30 days upon receipt of request		24.71% of 85 (21)	49.41% of 85 (42)	75.29% of 85 (64)	100% of 85 (85)	100% of 85 (85)	30.59% of 85 (26)				30.59% of 85 (26)	5	

Prepared By:

 RUDY A. CARLOS
 Planning Officer
 Date: April 30, 2024 09:40 AM

In coordination with:

 RUDY A. CARLOS
 Chief Administrative Officer, AFMD
 Date: April 30, 2024 09:40 AM

Approved By:

 DONALD JAMES T. GAWE
 Executive Director III
 Date: April 30, 2024 09:43 AM