




QUARTERLY PHYSICAL REPORT OF OPERATION
As of September 30, 2023

Department : National Economic and Development Authority (NEDA)
 Agency/Entity : Philippine National Volunteer Service Coordinating Agency
 Operating Unit : < not applicable >
 Organization Code (UACS) : 24 004 0000000

Particulars	UACS CODE	Physical Target (Budget Year)					Physical Accomplishment (Budget Year)					Variance as of September 30, 2023	Remarks
		1st Quarter	2nd Quarter	3rd Quarter	4th Quarter	Total	1st Quarter	2nd Quarter	3rd Quarter	4th Quarter	Total		
1	2	3	4	5	6	7	8	9	10	11	12	13	14
NATIONAL VOLUNTEER SERVICE PROGRAM	310100000000000												
OO: Alignment of volunteer programs and activities to the national development priorities assured													
Outcome Indicator(s)													
1. Percentage of volunteer assisted projects in development priority areas		48% of 585 (280)	58% of 585 (340)	68% of 585 (400)	76% of 585 (445)	76% of 585	18.80% of 585 (110)	1,208.55% of 585 (7,070)	3,218.29% of 585 (18,827)		3,218.29% of 585 (18,827)		Data on local volunteering based on quarterly submission on QVS: 6 = VSO national and community volunteers, and 11,509 = 5,895 male and 5,614 female volunteers engaged by Intramuros Adm, PPA and MMDA
2. Percentage of target institutions and organizations participating in volunteering for development		8% of 100 (8)	11% of 100 (11)	11% of 100 (11)	8% of 100 (8)	38% of 100	37.00% of 100	91% of 100 (91)	150% of 100 (150)		150% of 100 (150)		
Output Indicator(s)													
1. Number of public information and advocacy activities on volunteerism conducted		5	5	6	6	22	46	121	159		159		
2. Percentage of programs and projects monitored and evaluated		48% of 585 (280)	58% of 585 (340)	68% of 585 (400)	80% of 585 (468)	80% of 585	20.85% of 585 (122)	1,215.21% of 585 (7,109)	3,226.50% of 585 (18,875)		3,226.50% of 585 (18,875)		Data on local volunteering based on quarterly submission on QVS: 6 = VSO national and community volunteers, and 11,509 = 5,895 male and 5,614 female volunteers engaged by BSP
3. Number and percentage of organizations/ institutions requesting assistance provided with the same within 30 days upon receipt of request		25% of 85 (21)	25% of 85 (21)	25% of 85 (21)	25% of 85 (21)	100% of 85	37.65% of 85 (32)	56.47% of 85 (48)	84.71% of 85 (72)		84.71% of 85 (72)		

Prepared By:

 RUDY B. CARLOS
 Planning Officer
 Date: October 20, 2023 04:17 PM

In coordination with:

 RUDY B. CARLOS
 CAO/MP/O
 Date: October 20, 2023 04:17 PM

Approved By:

 DONALD D. GAWA
 Executive Director III
 Date: