

**STATEMENT OF APPROPRIATIONS, ALLOTMENTS, OBLIGATIONS, DISBURSEMENTS AND BALANCES**  
As at the Quarter Ending June 30, 2022

Department: National Economic and Development Authority (NEDA)  
 Agency: Philippine National Volunteer Service Coordinating Agency  
 Operating Unit: < not applicable >  
 Organization Code (UACS) : 24 004 0000000  
 Fund Cluster: 01 Regular Agency Fund

	Current Year Appropriations
	Supplemental Appropriations
X	Continuing Appropriations

(e.g. UACS Fund Cluster: 01-Regular Agency Fund, 02-Foreign Assisted Projects Fund, 03-Special Account-Locally Funded/Domestic Grants Fund, and 04-Special Account-Foreign Assisted/Foreign Grants Fund)

Particulars	UACS CODE	Appropriations				Allotments				Current Year Obligations					Current Year Disbursements					Balances				
		Authorized Appropriations	Adjustments (Transfer To/From, Reassignment)	Adjusted Appropriations	Allotments Received	Adjustments (Withdrawal, Reassignment)	Transfer To	Transfer From	Adjusted Total Allotments	1st Quarter Ending March 31	2nd Quarter Ending June 30	3rd Quarter Ending Sept. 30	4th Quarter Ending Dec. 31	TOTAL	1st Quarter Ending March 31	2nd Quarter Ending June 30	3rd Quarter Ending Sept. 30	4th Quarter Ending Dec. 31	TOTAL	Unreleased Appro	Unobligated Allotments	Unpaid Obligations		
																						Due and Demandable	Net Yet Due and Demandable	
1	2	3	4	5=(3+4)	6	7	8	9	10=[(6+7)-8+9]	11	12	13	14	15=(11+12+13+14)	16	17	18	19	20=(16+17+18+19)	21=(5-16)	22=(10-15)	23	24	
I. Continuing Appropriations		1,373,287.88	0.00	1,373,287.88	1,373,287.88	0.00	0.00	0.00	1,373,287.88	0.00	0.00	0.00	0.00	0.00	0.00	0.00	0.00	0.00	0.00	0.00	0.00	1,373,287.88	0.00	0.00
I. Agency Specific Budget		1,373,287.88	0.00	1,373,287.88	1,373,287.88	0.00	0.00	0.00	1,373,287.88	0.00	0.00	0.00	0.00	0.00	0.00	0.00	0.00	0.00	0.00	0.00	0.00	1,373,287.88	0.00	0.00
General Administration and Support	10000000000000	300,536.93	0.00	300,536.93	300,536.93	0.00	0.00	0.00	300,536.93	0.00	0.00	0.00	0.00	0.00	0.00	0.00	0.00	0.00	0.00	0.00	0.00	300,536.93	0.00	0.00
General management and supervision	100000100001000	300,536.93	0.00	300,536.93	300,536.93	0.00	0.00	0.00	300,536.93	0.00	0.00	0.00	0.00	0.00	0.00	0.00	0.00	0.00	0.00	0.00	0.00	300,536.93	0.00	0.00
MOOE		298,572.68	0.00	298,572.68	298,572.68	0.00	0.00	0.00	298,572.68	0.00	0.00	0.00	0.00	0.00	0.00	0.00	0.00	0.00	0.00	0.00	0.00	298,572.68	0.00	0.00
CO		1,964.25	0.00	1,964.25	1,964.25	0.00	0.00	0.00	1,964.25	0.00	0.00	0.00	0.00	0.00	0.00	0.00	0.00	0.00	0.00	0.00	0.00	1,964.25	0.00	0.00
Sub-Total, General Administration and Support		300,536.93	0.00	300,536.93	300,536.93	0.00	0.00	0.00	300,536.93	0.00	0.00	0.00	0.00	0.00	0.00	0.00	0.00	0.00	0.00	0.00	0.00	300,536.93	0.00	0.00
PS		0.00	0.00	0.00	0.00	0.00	0.00	0.00	0.00	0.00	0.00	0.00	0.00	0.00	0.00	0.00	0.00	0.00	0.00	0.00	0.00	0.00	0.00	0.00
MOOE		298,572.68	0.00	298,572.68	298,572.68	0.00	0.00	0.00	298,572.68	0.00	0.00	0.00	0.00	0.00	0.00	0.00	0.00	0.00	0.00	0.00	0.00	298,572.68	0.00	0.00
FinEx (if Applicable)		0.00	0.00	0.00	0.00	0.00	0.00	0.00	0.00	0.00	0.00	0.00	0.00	0.00	0.00	0.00	0.00	0.00	0.00	0.00	0.00	0.00	0.00	0.00
CO		1,964.25	0.00	1,964.25	1,964.25	0.00	0.00	0.00	1,964.25	0.00	0.00	0.00	0.00	0.00	0.00	0.00	0.00	0.00	0.00	0.00	0.00	1,964.25	0.00	0.00
Operations	30000000000000	1,072,750.95	0.00	1,072,750.95	1,072,750.95	0.00	0.00	0.00	1,072,750.95	0.00	0.00	0.00	0.00	0.00	0.00	0.00	0.00	0.00	0.00	0.00	0.00	1,072,750.95	0.00	0.00
OO - Alignment of volunteer programs and activities to the national development priorities assured		1,072,750.95	0.00	1,072,750.95	1,072,750.95	0.00	0.00	0.00	1,072,750.95	0.00	0.00	0.00	0.00	0.00	0.00	0.00	0.00	0.00	0.00	0.00	0.00	1,072,750.95	0.00	0.00
NATIONAL VOLUNTEER SERVICE PROGRAM		1,072,750.95	0.00	1,072,750.95	1,072,750.95	0.00	0.00	0.00	1,072,750.95	0.00	0.00	0.00	0.00	0.00	0.00	0.00	0.00	0.00	0.00	0.00	0.00	1,072,750.95	0.00	0.00
Policy advocacy and technical assistance	310100100001000	338,997.83	0.00	338,997.83	338,997.83	0.00	0.00	0.00	338,997.83	0.00	0.00	0.00	0.00	0.00	0.00	0.00	0.00	0.00	0.00	0.00	0.00	338,997.83	0.00	0.00
MOOE		338,997.83	0.00	338,997.83	338,997.83	0.00	0.00	0.00	338,997.83	0.00	0.00	0.00	0.00	0.00	0.00	0.00	0.00	0.00	0.00	0.00	0.00	338,997.83	0.00	0.00
CO		0.00	0.00	0.00	0.00	0.00	0.00	0.00	0.00	0.00	0.00	0.00	0.00	0.00	0.00	0.00	0.00	0.00	0.00	0.00	0.00	0.00	0.00	0.00
Program coordination, partnership monitoring and evaluation	310100100002000	733,753.12	0.00	733,753.12	733,753.12	0.00	0.00	0.00	733,753.12	0.00	0.00	0.00	0.00	0.00	0.00	0.00	0.00	0.00	0.00	0.00	0.00	733,753.12	0.00	0.00
MOOE		733,753.12	0.00	733,753.12	733,753.12	0.00	0.00	0.00	733,753.12	0.00	0.00	0.00	0.00	0.00	0.00	0.00	0.00	0.00	0.00	0.00	0.00	733,753.12	0.00	0.00
Sub-Total, Operations		1,072,750.95	0.00	1,072,750.95	1,072,750.95	0.00	0.00	0.00	1,072,750.95	0.00	0.00	0.00	0.00	0.00	0.00	0.00	0.00	0.00	0.00	0.00	0.00	1,072,750.95	0.00	0.00
PS		0.00	0.00	0.00	0.00	0.00	0.00	0.00	0.00	0.00	0.00	0.00	0.00	0.00	0.00	0.00	0.00	0.00	0.00	0.00	0.00	0.00	0.00	0.00
MOOE		1,072,750.95	0.00	1,072,750.95	1,072,750.95	0.00	0.00	0.00	1,072,750.95	0.00	0.00	0.00	0.00	0.00	0.00	0.00	0.00	0.00	0.00	0.00	0.00	1,072,750.95	0.00	0.00
FinEx (if Applicable)		0.00	0.00	0.00	0.00	0.00	0.00	0.00	0.00	0.00	0.00	0.00	0.00	0.00	0.00	0.00	0.00	0.00	0.00	0.00	0.00	0.00	0.00	0.00
CO		0.00	0.00	0.00	0.00	0.00	0.00	0.00	0.00	0.00	0.00	0.00	0.00	0.00	0.00	0.00	0.00	0.00	0.00	0.00	0.00	0.00	0.00	0.00

Department: National Economic and Development Authority (NEDA)  
 Agency: Philippine National Volunteer Service Coordinating Agency  
 Operating Unit: < not applicable >  
 Organization Code (UACS): 24 004 0000000  
 Fund Cluster: 01 Regular Agency Fund  
 (e.g. UACS Fund Cluster: 01-Regular Agency Fund, 02-Foreign Assisted Projects Fund, 03-Special Account-Locally Funded/Domestic Grants Fund, and 04-Special Account-Foreign Assisted/Foreign Grants Fund)

	Current Year Appropriations
	Supplemental Appropriations
X	Continuing Appropriations

Particulars	UACS CODE	Appropriations			Allotments					Current Year Obligations				Current Year Disbursements				Balances						
		Authorized Appropriations	Adjustments (Transfer To/From, Realignment)	Adjusted Appropriations	Allotments Received	Adjustments (Withdrawal, Realignment)	Transfer To	Transfer From	Adjusted Total Allotments	1st Quarter Ending March 31	2nd Quarter Ending June 30	3rd Quarter Ending Sept. 30	4th Quarter Ending Dec. 31	TOTAL	1st Quarter Ending March 31	2nd Quarter Ending June 30	3rd Quarter Ending Sept. 30	4th Quarter Ending Dec. 31	TOTAL	Unreleased Appro	Unobligated Allotments	Unpaid Obligations		
																						Due and Demandable	Not Yet Due and Demandable	
1	2	3	4	5=(3+4)	6	7	8	9	10=[(6+(-)7)-4+9]	11	12	13	14	15=[11+12+13+14]	16	17	18	19	20=(16+17+18+19)	21=(5-10)	22=(10-15)	23	24	
GRAND TOTAL		1,373,287.88	0.00	1,373,287.88	1,373,287.88	0.00	0.00	0.00	1,373,287.88	0.00	0.00	0.00	0.00	0.00	0.00	0.00	0.00	0.00	0.00	0.00	1,373,287.88	0.00	0.00	0.00
PS		0.00	0.00	0.00	0.00	0.00	0.00	0.00	0.00	0.00	0.00	0.00	0.00	0.00	0.00	0.00	0.00	0.00	0.00	0.00	0.00	0.00	0.00	0.00
MOOE		1,371,323.63	0.00	1,371,323.63	1,371,323.63	0.00	0.00	0.00	1,371,323.63	0.00	0.00	0.00	0.00	0.00	0.00	0.00	0.00	0.00	0.00	0.00	1,371,323.63	0.00	0.00	0.00
FinEd (if Applicable)		0.00	0.00	0.00	0.00	0.00	0.00	0.00	0.00	0.00	0.00	0.00	0.00	0.00	0.00	0.00	0.00	0.00	0.00	0.00	0.00	0.00	0.00	0.00
CO		1,964.25	0.00	1,964.25	1,964.25	0.00	0.00	0.00	1,964.25	0.00	0.00	0.00	0.00	0.00	0.00	0.00	0.00	0.00	0.00	0.00	1,964.25	0.00	0.00	0.00

Certified Correct:  
 ROSANA D. PALLE  
 Budget Officer  
 Date: 2022-07-27 14:23:37

Certified Correct:  
 RUDY R. CARLOS  
 Acting Accountant  
 Date: 2022-07-27 14:23:37

Recommending Approval:  
 RUDY R. CARLOS  
 CAO/Planning Officer  
 Date: 2022-07-27 14:30:10

Approved:  
 DONALD S. BAWE  
 Executive Director  
 Date: 2022-07-27 14:35:01





Department : National Economic and Development Authority (NEDA)  
 Agency : Philippine National Volunteer Service Coordinating Agency  
 Operating Unit : < not applicable >  
 Organization Code (UACS) : 24 004 0000000  
 Fund Cluster : 01 Regular Agency Fund

X	Current Year Appropriations
	Supplemental Appropriations
	Continuing Appropriations

(e.g. UACS Fund Cluster: 01-Regular Agency Fund, 02-Foreign Assisted Projects Fund, 03-Special Account-Locally Funded/Domestic Grants Fund, and 04-Special Account-Foreign Assisted/Foreign Grants Fund)

Particulars	UACS CODE	Appropriations			Allotments			Obligations				Disbursements				Balances								
		Authorized Appropriations	Adjustments (Transfer To/From, Modifications/ Augmentations)	Adjusted Appropriations	Allotments Received	Adjustments (Reductions, Modifications/ Augmentations)	Transfer To	Transfer From	Adjusted Allotments	1st Quarter Ending March 31	2nd Quarter Ending June 30	3rd Quarter Ending Sept. 30	4th Quarter Ending Dec. 31	TOTAL	1st Quarter Ending March 31	2nd Quarter Ending June 30	3rd Quarter Ending Sept. 30	4th Quarter Ending Dec. 31	TOTAL	Unreleased Appropriations	Unobligated Allotments	Unpaid Obligations (15-20)=(23+24)		
		3	4	5=(3+4)	6	7	8	9	10=[(6+(-)7)-8+9]	11	12	13	14	15=(11+12+13+14)	16	17	18	19	20=(16+17+18+19)	21=(5-16)	22=(10-15)	23	24	
Other Subscription Expenses	5029907099	77,000.00	(37,500.00)	39,500.00	77,000.00	(37,500.00)	0.00	0.00	39,500.00	0.00	0.00	0.00	0.00	0.00	0.00	0.00	0.00	0.00	0.00	0.00	0.00	39,500.00	0.00	0.00
Other Maintenance and Operating Expenses	5029999000	19,000.00	40,500.00	59,500.00	19,000.00	40,500.00	0.00	0.00	59,500.00	0.00	46,160.00	0.00	0.00	46,160.00	0.00	46,160.00	0.00	0.00	46,160.00	0.00	13,340.00	0.00	0.00	
Other Maintenance and Operating Expenses	5029999099	19,000.00	40,500.00	59,500.00	19,000.00	40,500.00	0.00	0.00	59,500.00	0.00	46,160.00	0.00	0.00	46,160.00	0.00	46,160.00	0.00	0.00	46,160.00	0.00	13,340.00	0.00	0.00	
Financial		8,000.00	0.00	8,000.00	8,000.00	0.00	0.00	0.00	8,000.00	800.00	0.00	0.00	0.00	800.00	800.00	0.00	0.00	0.00	800.00	0.00	7,200.00	0.00	0.00	
Financial Expenses	5039100000	8,000.00	0.00	8,000.00	8,000.00	0.00	0.00	0.00	8,000.00	800.00	0.00	0.00	0.00	800.00	800.00	0.00	0.00	0.00	800.00	0.00	7,200.00	0.00	0.00	
Bank Charges	5039104000	8,000.00	0.00	8,000.00	8,000.00	0.00	0.00	0.00	8,000.00	800.00	0.00	0.00	0.00	800.00	800.00	0.00	0.00	0.00	800.00	0.00	7,200.00	0.00	0.00	
Capital		3,064,000.00	0.00	3,064,000.00	3,064,000.00	0.00	0.00	0.00	3,064,000.00	0.00	0.00	0.00	0.00	0.00	0.00	0.00	0.00	0.00	0.00	0.00	7,200.00	0.00	0.00	
Property, Plant and Equipment Outlay	5050400000	3,064,000.00	0.00	3,064,000.00	3,064,000.00	0.00	0.00	0.00	3,064,000.00	0.00	0.00	0.00	0.00	0.00	0.00	0.00	0.00	0.00	0.00	0.00	3,054,000.00	0.00	0.00	
Machinery and Equipment Outlay	5050405000	414,000.00	0.00	414,000.00	414,000.00	0.00	0.00	0.00	414,000.00	0.00	0.00	0.00	0.00	0.00	0.00	0.00	0.00	0.00	0.00	0.00	214,000.00	0.00	0.00	
Information and Communication Technology Equipmen	5050405003	200,000.00	0.00	200,000.00	200,000.00	0.00	0.00	0.00	200,000.00	0.00	0.00	0.00	0.00	0.00	0.00	0.00	0.00	0.00	0.00	0.00	414,000.00	0.00	0.00	
ICT Software	6000405015	214,000.00	0.00	214,000.00	214,000.00	0.00	0.00	0.00	214,000.00	0.00	0.00	0.00	0.00	0.00	0.00	0.00	0.00	0.00	0.00	0.00	200,000.00	0.00	0.00	
Transportation Equipment Outlay	5060406000	2,650,000.00	0.00	2,650,000.00	2,650,000.00	0.00	0.00	0.00	2,650,000.00	0.00	0.00	0.00	0.00	0.00	0.00	0.00	0.00	0.00	0.00	0.00	2,140,000.00	0.00	0.00	
Motor Vehicles	5060406001	2,650,000.00	0.00	2,650,000.00	2,650,000.00	0.00	0.00	0.00	2,650,000.00	0.00	0.00	0.00	0.00	0.00	0.00	0.00	0.00	0.00	0.00	0.00	2,650,000.00	0.00	0.00	
B. AUTOMATIC APPROPRIATIONS		1,483,000.00	0.00	1,483,000.00	1,483,000.00	0.00	0.00	0.00	1,483,000.00	424,016.28	424,016.28	0.00	0.00	848,032.56	424,016.28	424,016.28	0.00	0.00	848,032.56	0.00	634,967.44	0.00	0.00	
Retirement and Life Insurance Premiums		1,483,000.00	0.00	1,483,000.00	1,483,000.00	0.00	0.00	0.00	1,483,000.00	424,016.28	424,016.28	0.00	0.00	848,032.56	424,016.28	424,016.28	0.00	0.00	848,032.56	0.00	634,967.44	0.00	0.00	
GRAND TOTAL		36,401,000.00	0.00	36,401,000.00	36,401,000.00	0.00	0.00	0.00	36,401,000.00	7,867,789.83	8,274,415.32	0.00	0.00	16,142,205.15	6,931,175.83	8,659,135.04	0.00	0.00	15,790,310.87	0.00	20,238,794.85	0.00	371,894.28	

Certified Correct:  
 ROSANA FALLE  
 Budget Officer  
 Date: 2022-07-27 14:23:20

Certified Correct:  
 RUDY CALLOS  
 CAO/Accounting Accountant  
 Date: 2022-07-27 14:23:20

Recommending Approval:  
 RUDY CALLOS  
 CAO/Planning Officer  
 Date: 2022-07-27 14:31:09

Approved By:  
 DONALD P. GAWA  
 Executive Director  
 Date: 2022-07-27 14:35:07

**SUMMARY OF APPROPRIATIONS, ALLOTMENTS, OBLIGATIONS, DISBURSEMENTS AND BALANCES BY OBJECT OF EXPENDITURES**  
As at the Quarter Ending June 30, 2022

Department: National Economic and Development Authority (NEDA)  
Agency/Entity: Philippine National Volunteer Service Coordinating Agency  
Operating Unit: < not applicable >  
Organization Code (UAACS): 24 004 000000  
Fund Cluster: 01 Regular Agency Fund  
(e.g. UAACS Fund Cluster: 01-Regular Agency Fund, 02-Foreign Account-Assisted Projects Fund, 03-Special Account-Locally Funded/Domestic Grants Fund, and 04-Special Account-Foreign Assisted/Foreign Grants Fund)

	Current Year Appropriations
	Supplemental Appropriations
X	Continuing Appropriations

Particulars	UAACS CODE	Appropriations									Obligations				Disbursements				Balances					
		Authorized Appropriations	Adjustments (Transfer To/From, Modifications/Augmentations)	Adjusted Appropriations	Allotments Received	Adjustments (Reductions, Modifications/Augmentations)	Transfer To	Transfer From	Adjusted Allotments	1st Quarter Ending March 31	2nd Quarter Ending June 30	3rd Quarter Ending Sept. 30	4th Quarter Ending Dec. 31	TOTAL	1st Quarter Ending March 31	2nd Quarter Ending June 30	3rd Quarter Ending Sept. 30	4th Quarter Ending Dec. 31	TOTAL	Unreleased Appropriations	Unobligated Allotments	Unpaid Obligations (15-20)=(23+24)		
																						10=[(8+9)+(-8+9)]	11	12
SUMMARY		1,373,287.88	0.00	1,373,287.88	1,373,287.88	0.00	0.00	0.00	1,373,287.88	0.00	0.00	0.00	0.00	0.00	0.00	0.00	0.00	0.00	0.00	0.00	0.00	1,373,287.88	0.00	0.00
I CONTINUING APPROPRIATIONS		1,373,287.88	0.00	1,373,287.88	1,373,287.88	0.00	0.00	0.00	1,373,287.88	0.00	0.00	0.00	0.00	0.00	0.00	0.00	0.00	0.00	0.00	0.00	0.00	1,373,287.88	0.00	0.00
I Agency Specific Budget:		1,373,287.88	0.00	1,373,287.88	1,373,287.88	0.00	0.00	0.00	1,373,287.88	0.00	0.00	0.00	0.00	0.00	0.00	0.00	0.00	0.00	0.00	0.00	0.00	1,373,287.88	0.00	0.00
Maintenance and Other Operating		1,371,323.63	0.00	1,371,323.63	1,371,323.63	0.00	0.00	0.00	1,371,323.63	0.00	0.00	0.00	0.00	0.00	0.00	0.00	0.00	0.00	0.00	0.00	0.00	1,371,323.63	0.00	0.00
Traveling Expenses	502010000	363,954.33	0.00	363,954.33	363,954.33	0.00	0.00	0.00	363,954.33	0.00	0.00	0.00	0.00	0.00	0.00	0.00	0.00	0.00	0.00	0.00	0.00	363,954.33	0.00	0.00
Traveling Expenses - Local	502010100	363,954.33	0.00	363,954.33	363,954.33	0.00	0.00	0.00	363,954.33	0.00	0.00	0.00	0.00	0.00	0.00	0.00	0.00	0.00	0.00	0.00	0.00	363,954.33	0.00	0.00
Supplies and Materials Expenses	502030000	150,276.75	0.00	150,276.75	150,276.75	0.00	0.00	0.00	150,276.75	0.00	0.00	0.00	0.00	0.00	0.00	0.00	0.00	0.00	0.00	0.00	0.00	150,276.75	0.00	0.00
Office Supplies Expenses	502030100	95,876.75	0.00	95,876.75	95,876.75	0.00	0.00	0.00	95,876.75	0.00	0.00	0.00	0.00	0.00	0.00	0.00	0.00	0.00	0.00	0.00	0.00	95,876.75	0.00	0.00
ICT Office Supplies	502030101	30,930.00	0.00	30,930.00	30,930.00	0.00	0.00	0.00	30,930.00	0.00	0.00	0.00	0.00	0.00	0.00	0.00	0.00	0.00	0.00	0.00	0.00	30,930.00	0.00	0.00
Office Supplies Expenses	502030102	64,946.75	0.00	64,946.75	64,946.75	0.00	0.00	0.00	64,946.75	0.00	0.00	0.00	0.00	0.00	0.00	0.00	0.00	0.00	0.00	0.00	0.00	64,946.75	0.00	0.00
Fuel, Oil and Lubricants Expenses	502030900	12,000.00	0.00	12,000.00	12,000.00	0.00	0.00	0.00	12,000.00	0.00	0.00	0.00	0.00	0.00	0.00	0.00	0.00	0.00	0.00	0.00	0.00	12,000.00	0.00	0.00
Other Supplies and Materials Expenses	502030900	42,400.00	0.00	42,400.00	42,400.00	0.00	0.00	0.00	42,400.00	0.00	0.00	0.00	0.00	0.00	0.00	0.00	0.00	0.00	0.00	0.00	0.00	42,400.00	0.00	0.00
Utility Expenses	502040000	69,474.74	0.00	69,474.74	69,474.74	0.00	0.00	0.00	69,474.74	0.00	0.00	0.00	0.00	0.00	0.00	0.00	0.00	0.00	0.00	0.00	0.00	69,474.74	0.00	0.00
Water Expenses	502040100	18,870.35	0.00	18,870.35	18,870.35	0.00	0.00	0.00	18,870.35	0.00	0.00	0.00	0.00	0.00	0.00	0.00	0.00	0.00	0.00	0.00	0.00	18,870.35	0.00	0.00
Electricity Expenses	502040200	50,604.39	0.00	50,604.39	50,604.39	0.00	0.00	0.00	50,604.39	0.00	0.00	0.00	0.00	0.00	0.00	0.00	0.00	0.00	0.00	0.00	0.00	50,604.39	0.00	0.00
Communication Expenses	502050000	38,171.61	0.00	38,171.61	38,171.61	0.00	0.00	0.00	38,171.61	0.00	0.00	0.00	0.00	0.00	0.00	0.00	0.00	0.00	0.00	0.00	0.00	38,171.61	0.00	0.00
Postage and Courier Services	502050100	38,171.61	0.00	38,171.61	38,171.61	0.00	0.00	0.00	38,171.61	0.00	0.00	0.00	0.00	0.00	0.00	0.00	0.00	0.00	0.00	0.00	0.00	38,171.61	0.00	0.00
Professional Services	502110000	29,750.00	0.00	29,750.00	29,750.00	0.00	0.00	0.00	29,750.00	0.00	0.00	0.00	0.00	0.00	0.00	0.00	0.00	0.00	0.00	0.00	0.00	29,750.00	0.00	0.00
Legal Services	502110100	29,750.00	0.00	29,750.00	29,750.00	0.00	0.00	0.00	29,750.00	0.00	0.00	0.00	0.00	0.00	0.00	0.00	0.00	0.00	0.00	0.00	0.00	29,750.00	0.00	0.00
Other Professional Services	502119900	7,000.00	0.00	7,000.00	7,000.00	0.00	0.00	0.00	7,000.00	0.00	0.00	0.00	0.00	0.00	0.00	0.00	0.00	0.00	0.00	0.00	0.00	7,000.00	0.00	0.00
Repairs and Maintenance	502130000	84,106.33	0.00	84,106.33	84,106.33	0.00	0.00	0.00	84,106.33	0.00	0.00	0.00	0.00	0.00	0.00	0.00	0.00	0.00	0.00	0.00	0.00	84,106.33	0.00	0.00
Repairs and Maintenance - Machinery and Equipment	502130500	47,199.33	0.00	47,199.33	47,199.33	0.00	0.00	0.00	47,199.33	0.00	0.00	0.00	0.00	0.00	0.00	0.00	0.00	0.00	0.00	0.00	0.00	47,199.33	0.00	0.00
Information and Communication Technology Equipment	502130503	47,199.33	0.00	47,199.33	47,199.33	0.00	0.00	0.00	47,199.33	0.00	0.00	0.00	0.00	0.00	0.00	0.00	0.00	0.00	0.00	0.00	0.00	47,199.33	0.00	0.00
Repairs and Maintenance - Leased Assets	502130600	36,907.00	0.00	36,907.00	36,907.00	0.00	0.00	0.00	36,907.00	0.00	0.00	0.00	0.00	0.00	0.00	0.00	0.00	0.00	0.00	0.00	0.00	36,907.00	0.00	0.00
Buildings and Other Structures	502130801	36,907.00	0.00	36,907.00	36,907.00	0.00	0.00	0.00	36,907.00	0.00	0.00	0.00	0.00	0.00	0.00	0.00	0.00	0.00	0.00	0.00	0.00	36,907.00	0.00	0.00
Other Maintenance and Operating Expenses	502290000	628,589.87	0.00	628,589.87	628,589.87	0.00	0.00	0.00	628,589.87	0.00	0.00	0.00	0.00	0.00	0.00	0.00	0.00	0.00	0.00	0.00	0.00	628,589.87	0.00	0.00
Printing and Publication Expenses	502290200	253,101.00	0.00	253,101.00	253,101.00	0.00	0.00	0.00	253,101.00	0.00	0.00	0.00	0.00	0.00	0.00	0.00	0.00	0.00	0.00	0.00	0.00	253,101.00	0.00	0.00

This report was generated using the Unified Reporting System on null version.FAR1A.1.1 ; Status : SUBMITTED

Department: National Economic and Development Authority (NEDA)  
 Agency/Entity: Philippine National Volunteer Service Coordinating Agency  
 Operating Unit: < not applicable >  
 Organization Code (UACS): 24 004 000000  
 Fund Cluster: 01 Regular Agency Fund

	Current Year Appropriations
	Supplemental Appropriations
X	Continuing Appropriations

(e.g. UACS Fund Cluster: 01-Regular Agency Fund, 02-Foreign Assisted Projects Fund, 03-Special Account-Locally Funded/Domestic Grants Fund, and 04-Special Account-Foreign Assisted/Foreign Grants Fund)

Particulars	UACS CODE	Appropriations			Allotments			Obligations				Disbursements				Balances										
		Authorized Appropriations	Adjustments (Transfer To/From, Modifications/Augmentations)	Adjusted Appropriations	Allotments Received	Adjustments (Reductions, Modifications/Augmentations)	Transfer To	Transfer From	Adjusted Allotments	1st Quarter Ending March 31	2nd Quarter Ending June 30	3rd Quarter Ending Sept. 30	4th Quarter Ending Dec. 31	TOTAL	1st Quarter Ending March 31	2nd Quarter Ending June 30	3rd Quarter Ending Sept. 30	4th Quarter Ending Dec. 31	TOTAL	Unreleased Appropriations	Unobligated Allotments	Unpaid Obligations (15-20)=(23+24)				
																						10=([6+(-)7]-8+9)	11	12	13	14
Representation Expenses	502990300	354,488.87	0.00	354,488.87	354,488.87	0.00	0.00	0.00	354,488.87	0.00	0.00	0.00	0.00	0.00	0.00	0.00	0.00	0.00	0.00	0.00	0.00	0.00	354,488.87	0.00	0.00	
Subscription Expenses	5029907000	21,000.00	0.00	21,000.00	21,000.00	0.00	0.00	0.00	21,000.00	0.00	0.00	0.00	0.00	0.00	0.00	0.00	0.00	0.00	0.00	0.00	0.00	0.00	21,000.00	0.00	0.00	
Other Subscription Expenses	5029907099	21,000.00	0.00	21,000.00	21,000.00	0.00	0.00	0.00	21,000.00	0.00	0.00	0.00	0.00	0.00	0.00	0.00	0.00	0.00	0.00	0.00	0.00	0.00	21,000.00	0.00	0.00	
Capital Outlays		1,994.25	0.00	1,994.25	1,994.25	0.00	0.00	0.00	1,994.25	0.00	0.00	0.00	0.00	0.00	0.00	0.00	0.00	0.00	0.00	0.00	0.00	0.00	1,994.25	0.00	0.00	
Property, Plant and Equipment Outlay	506040000	1,994.25	0.00	1,994.25	1,994.25	0.00	0.00	0.00	1,994.25	0.00	0.00	0.00	0.00	0.00	0.00	0.00	0.00	0.00	0.00	0.00	0.00	0.00	1,994.25	0.00	0.00	
Machinery and Equipment Outlay	5060405000	1,994.25	0.00	1,994.25	1,994.25	0.00	0.00	0.00	1,994.25	0.00	0.00	0.00	0.00	0.00	0.00	0.00	0.00	0.00	0.00	0.00	0.00	0.00	1,994.25	0.00	0.00	
ICT Software	506040615	1,994.25	0.00	1,994.25	1,994.25	0.00	0.00	0.00	1,994.25	0.00	0.00	0.00	0.00	0.00	0.00	0.00	0.00	0.00	0.00	0.00	0.00	0.00	1,994.25	0.00	0.00	
GRAND TOTAL		1,573,287.88	0.00	1,573,287.88	1,573,287.88	0.00	0.00	0.00	1,573,287.88	0.00	0.00	0.00	0.00	0.00	0.00	0.00	0.00	0.00	0.00	0.00	0.00	0.00	0.00	1,573,287.88	0.00	0.00

Certified Correct:  
 ROSANA D. FALLE  
 Budget Officer  
 Date: 2022-07-27 14:23:20

Certified Correct:  
 RUDY S. CARLOS  
 Acting Accountant  
 Date: 2022-07-27 14:23:20

Recommending Approval:  
 RUDY S. CARLOS  
 CAO/Training Officer  
 Date: 2022-07-27 14:31:09


Approved By:  
 DONALD RUIE D. GAWE  
 Executive Director  
 Date: 2022-07-27 14:35:07


**List of Allotments and Sub-Allotments  
As at the quarter ending June 30, 2022**

Department : National Economic and Development Authority (NEDA)  
 Agency/Entity : Philippine National Volunteer Service Coordinating Agency  
 Operating Unit : < not applicable >  
 Organization Code (UACS) : 24 004 000000  
 Fund Cluster : 01 Regular Agency Fund  
 (e.g. UACS Fund Cluster: 01-Regular Agency Fund, 02-Foreign Assisted Projects Fund, 03-Special Account-Locally Funded/Domestic Grants Fund, and 04-Special Account-Foreign Assisted/Foreign Grants Fund)


X	Current Year Appropriations
	Supplemental Appropriations
	Continuing Appropriations

Allotments/Sub-Allotments Reference			Funding Source		Allotments/Sub-Allotments received from CO/ROs/OUs					Sub-Allotments to ROs/OUs					Total Allotments/Net of Sub-allotments				
No.	Number	Date	Description	UACS Code	PS	MODE	FinEx	CO	Sub-Total	PS	MOOE	FinEx	CO	TOTAL	PS	MOOE	FinEx	CO	TOTAL
1	2	3	4	5	6	7	8	9	10=(6+7+8+9)	11	12	13	14	15=(11+12+13+14)	16=(6+11)	17=(7+12)	18=(8+13)	19=(9+14)	20=(15+17+18+19)
<b>A. Allotments received from DBM</b>																			
1	COMPREHENSIVE RELEASE PER ANNEX A AND A-1 OF NBC NO. 587	2022-01-11	Specific Budgets of National Government Agencies	101101	16,120,000.00	15,725,000.00	8,000.00	3,064,000.00	34,918,000.00	0.00	0.00	0.00	0.00	0.00	16,120,000.00	15,726,000.00	8,000.00	3,064,000.00	34,918,000.00
2	COMPREHENSIVE RELEASE PER ANNEX A AND A-1 OF NBC NO. 587	2022-01-11	Retirement and Life Insurance Premiums	104102	1,483,000.00	0.00	0.00	0.00	1,483,000.00	0.00	0.00	0.00	0.00	0.00	1,483,000.00	0.00	0.00	0.00	0.00
	<b>Sub-Total</b>				17,603,000.00	15,725,000.00	8,000.00	3,064,000.00	36,401,000.00	0.00	0.00	0.00	0.00	0.00	17,603,000.00	15,726,000.00	8,000.00	3,064,000.00	36,401,000.00
<b>B. Sub-allotments received from Central Office/Regional Office</b>																			
	<b>Sub-Total</b>				0.00	0.00	0.00	0.00	0.00	0.00	0.00	0.00	0.00	0.00	0.00	0.00	0.00	0.00	0.00
<b>Total Allotments</b>					17,603,000.00	15,726,000.00	8,000.00	3,064,000.00	36,401,000.00	0.00	0.00	0.00	0.00	0.00	17,603,000.00	15,726,000.00	8,000.00	3,064,000.00	36,401,000.00
Summary by Funding Source Code:																			
	Specific Budgets of National Government Agencies			101101	16,120,000.00	15,725,000.00	8,000.00	3,064,000.00	34,918,000.00	0.00	0.00	0.00	0.00	0.00	16,120,000.00	15,726,000.00	8,000.00	3,064,000.00	34,918,000.00
	Retirement and Life Insurance Premiums			104102	1,483,000.00	0.00	0.00	0.00	1,483,000.00	0.00	0.00	0.00	0.00	0.00	1,483,000.00	0.00	0.00	0.00	0.00

**Certified Correct:**  
  
 ROSANA D. RALLE  
 Budget Officer  
 Date: 2022-07-27 14:25:11

**Certified Correct:**  
  
 RUDY R. CARLOS  
 CAO Acting Accountant  
 Date: 2022-07-27 14:25:11

**Recommending Approval:**  
  
 RUDY R. CARLOS  
 CAO Planning Officer  
 Date: 2022-07-27 14:31:28

**Approved By:**  
  
 DONALD JAMES D. GAWE  
 Executive Director  
 Date: 2022-07-27 14:34:28





List of Allotments and Sub-Allotments  
As at the quarter ending June 30, 2022

Department: National Economic and Development Authority (NEDA)  
 Agency: Philippine National Volunteer Service Coordinating Agency  
 Operating Unit: < not applicable >  
 Organization Code (UACS) : 24 004 0000000  
 Fund Cluster: 01 Regular Agency Fund  
 (e.g. UACS Fund Cluster: 01-Regular Agency Fund, 02-Foreign Assisted Projects Fund, 03-Special Account-Locally Funded/Domestic Grants Fund, and 04-Special Account-Foreign Assisted/Foreign Grants Fund)


	Current Year Appropriations
	Supplemental Appropriations
X	Continuing Appropriations

Allotments/Sub-Allotments Reference			Funding Source		Allotments/Sub-Allotments received from CO/ROs/DUs					Sub-Allotments to ROs/DUs					Total Allotments/Net of Sub-allotments					
No.	Number	Date	Description	UACS Code	PS	MOOE	FinEx	CO	Sub-Total	PS	MOOE	FinEx	CO	TOTAL	PS	MOOE	FinEx	CO	TOTAL	
1	2	3	4	5	6	7	8	9	10=(6+7+8+9)	11	12	13	14	15=(11+12+13+14)	16=(6+11)	17=(7+12)	18=(8+13)	19=(9+14)	20=(16+17+18+19)	
<b>B. Balance From GAA/SARO/Sub-Allotment(Prior Year)</b>																				
1	GAA 2021 (R 11640)	2022-01-01	Specific Budgets of National Government Agencies	102101	0.00	0.00	0.00	1,964.25	1,964.25	0.00	0.00	0.00	0.00	0.00	0.00	0.00	0.00	0.00	1,964.25	1,964.25
2	GAA 2021 (RA 11640)	2022-01-01	Specific Budgets of National Government Agencies	102101	0.00	1,371,323.63	0.00	0.00	1,371,323.63	0.00	0.00	0.00	0.00	0.00	0.00	0.00	1,371,323.63	0.00	0.00	1,371,323.63
<b>Sub-Total</b>					0.00	1,371,323.63	0.00	1,964.25	1,373,287.88	0.00	0.00	0.00	0.00	0.00	0.00	0.00	1,371,323.63	0.00	1,964.25	1,373,287.88
<b>Total Allotments</b>					0.00	1,371,323.63	0.00	1,964.25	1,373,287.88	0.00	0.00	0.00	0.00	0.00	0.00	0.00	1,371,323.63	0.00	1,964.25	1,373,287.88
<b>Summary by Funding Source Code:</b>																				
Specific Budgets of National Government Agencies				102101	0.00	1,371,323.63	0.00	1,964.25	1,373,287.88	0.00	0.00	0.00	0.00	0.00	0.00	0.00	1,371,323.63	0.00	1,964.25	1,373,287.88

Certified Correct:  
  
 ROSANA D. VALLE  
 Budget Officer  
 Date: 2022-07-27 14:25:11

Certified Correct:  
  
 RUDY H. CARLOS  
 CAO/Acting Accountant  
 Date: 2022-07-27 14:25:11

Recommending Approval:  
  
 RUDY H. CARLOS  
 CAO/Acting Accountant  
 Date: 2022-07-27 14:31:28

Approved By:  
  
 DONALD JAMES D. GAWE  
 Executive Director  
 Date: 2022-07-27 14:34:28