




QUARTERLY PHYSICAL REPORT OF OPERATION
As of June 30, 2022

Department : National Economic and Development Authority (NEDA)
 Agency : Philippine National Volunteer Service Coordinating Agency
 Operating Unit : < not applicable >
 Organization Code (UACS) : 24 004 0000000

Particulars	UACS CODE	Physical Target (Budget Year)					Physical Accomplishment (Budget Year)					Variance	Remarks
		1st Quarter	2nd Quarter	3rd Quarter	4th Quarter	Total	1st Quarter	2nd Quarter	3rd Quarter	4th Quarter	Total		
1	2	3	4	5	6	7	8	9	10	11	12	13	14
NATIONAL VOLUNTEER SERVICE PROGRAM	310100000000000												
OO : Alignment of volunteer programs and activities to the national													
Outcome Indicator(s)													
1. Percentage of volunteer assisted projects in development priority areas		20% of 585 (117)	40% of 585 (234)	60% of 585 (361)	80% of 585 (468)	80% of 585 (468)	14.53% of 585 (85)	21.03% of 585 (123)					Limited volunteer deployment of partner IVSOs as they adjust their operations with COVID. Initiating partnerships with LGUs towards the adoption of volunteering as a development strategy
2. Percentage of target institutions and organizations participating in volunteering for development		5% of 100 (5)	0% of 100 (0)	0% of 100 (0)	1% of 100 (1)	36% of 100 (36)	12% of 100 (12)	11% of 100 (11)					Coordination with target organizations (MMDA, BFP, BJMP, UPLB-GRC) is ongoing. PATSD and PCMED will fast-track the review and signing of these MOU that will strengthen partnership.
Output Indicator(s)													
1. Number of public information and advocacy activities on volunteerism conducted		5	5	5	5	20	26	47					
2. Percentage of programs and projects monitored and evaluated		20% of 585 (117)	40% of 585 (234)	60% of 585 (361)	80% of 585 (468)	80% of 585 (468)	19.49% of 585 (114)	29.23% of 585 (171)					Limited volunteer deployment of partner IVSOs as they adjust their operations with COVID. Catch-up plan: Intensifying the promotion of the Volunteer Engagement in the Public Sector (VEPS) reporting portal as a way to monitor and evaluate the engagement of volunteers by public sector institutions.
3. Number and percentage of organizations/institutions requesting assistance provided with the same within 30 days upon receipt of request		25% of 12 (3)	25% of 12 (3)	25% of 12 (3)	25% of 12 (3)	100% of 12 (12)	75% of 12 (9)	30% of 12 (4)					

Prepared By:

 RUD
 CAO Planning Office
 2022-07-06 17:58:54

In coordination with:

 ROSANA D. FALLE
 Budget Officer
 2022-07-06 17:58:54

Approved By:

 DONAL JIMENEZ
 Executive Director III
 2022-07-06 18:03:15