


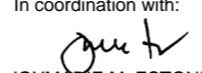
QUARTERLY PHYSICAL REPORT OF OPERATION


As of December 31, 2021

Department : National Economic and Development Authority (NEDA)
 Agency : Philippine National Volunteer Service Coordinating Agency
 Operating Unit : < not applicable >
 Organization Code (UACS) : 24 004 0000000

Particulars	UACS CODE	Physical Target (Budget Year)					Physical Accomplishment (Budget Year)					Variance	Remarks
		1st Quarter	2nd Quarter	3rd Quarter	4th Quarter	Total	1st Quarter	2nd Quarter	3rd Quarter	4th Quarter	Total		
1	2	3	4	5	6	7	8	9	10	11	12	13	14
NATIONAL VOLUNTEER SERVICE PROGRAM	3101000000000000												
OO : Alignment of volunteer programs and activities to the national													
Outcome Indicator(s)													
1. Percentage of volunteer assisted projects in development priority areas		100% of 275	100% of 325	100% of 375	100% of 425	100% of 425	14.91% of 275 (41)	13.23% of 325 (43)	20.80% of 375 (78)	29.65% of 425 (126)	29.65% of 425 (126)		Breakdown of 126 volunteer assisted projects in development priority areas: > 69 international volunteers as of 31 December 2021 > 20 International Volunteers conducting online volunteering > 9 Filipino Volunteers (FVs) overseas > 28 LGUs (Cotabato City, Valenzuela City, General Santos City, Bauan, Sta. Cruz, Meycauayan, Luna, Balaoan, PGO Ilocos Norte, Sablan, Bansud, Morong, Pagudpud, Itogon, PGO Oriental Mindoro, San Isidro, PGO Pangasinan, Bontoc, Baliwag, Bacnotan, Panaon, Gingoog, Vintar, Dausi, Bago City, Balayan, Santol, Virac)
2. Percentage of target institutions and organizations participating in volunteering for development		5% of 100 (5)	5% of 100 (5)	5% of 100 (5)	5% of 100 (5)	20% of 100	0% of 100 (0)	27.0% of 100 (27)	0% of 100 (0)	0% of 100 (0)	27% of 100 (27)		PNVSCA continues to monitor the implementation of the BalikaBayanihan Program with Atikha and DOLE-OWWA-NRCO as main partners. The government agencies and non-government organizations that were reported in May as partners continued to give their support up to this date. The agency reported 27 institutions that participated in volunteering for the first semester of the year.
Output Indicator(s)													
1. Number of public information and advocacy activities on volunteerism conducted		3	3	3	2	11	700% of 3 (21)	867% of 3 (26)	733% of 3 (22)	3350% of 2 (67)	1236.36 of 11 (136)		PNVSCA conducted various activities such as webinars/fora targeting various sectors and provided technical assistance to organizations.
2. Percentage of programs and projects monitored and evaluated		85% of 275 (234)	85% of 325 (276)	85% of 375 (319)	85% of 425 (361)	85% of 425	16.73% of 275 (46)	18.15% of 325 (59)	21.87% of 375 (82)	30.35% of 425 (129)	30.35% of 425 (129)		
3. Number and percentage of organizations/institutions requesting assistance provided with the same within 30 days upon receipt of request		25% of 12 (3)	25% of 12 (3)	25% of 12 (3)	15% of 12 (2)	90% of 12	133% of 12 (16)	175% of 12 (21)	250% of 12 (30)	150% of 12 (18)	708.33% of 12 (85)		

Prepared By:

 ROSANA D. FALLE
 Budget Officer II
 2022-01-28 11:47:27

In coordination with:

 JOYMARIE M. ESTONILO
 Accountant III
 2022-01-28 11:47:27

Approved By:

 DONALD JAMES D. GAWE
 Executive Director III
 2022-01-28 11:51:43