


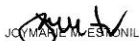
QUARTERLY PHYSICAL REPORT OF OPERATION


As of September 30, 2021

Department : National Economic and Development Authority (NEDA)
 Agency : Philippine National Volunteer Service Coordinating Agency
 Operating Unit : < not applicable >
 Organization Code (UACS) : 24 004 0000000

Particulars	UACS CODE	Physical Target (Budget Year)					Physical Accomplishment (Budget Year)					Variance	Remarks
		1st Quarter	2nd Quarter	3rd Quarter	4th Quarter	Total	1st Quarter	2nd Quarter	3rd Quarter	4th Quarter	Total		
1	2	3	4	5	6	7	8	9	10	11	12	13	14
NATIONAL VOLUNTEER SERVICE PROGRAM	310100000000000												
OO : Alignment of volunteer programs and activities to the national													
Outcome Indicator(s)													
1. Percentage of volunteer assisted projects in		100% of 275	100% of 325	100% of 375	100% of 425	100% of 425	14.91% of 275 (41)	13.23% of 325 (43)	20.80% of 375 (78)				Breakdown of 78 volunteer assisted projects in development priority areas: > 56 international volunteers as of 30 Sept. 2021 > 13 international volunteers conducting online volunteering > 6 Filipino Volunteers (FVs) overseas > LGU Cotabato City, LGU Valenzuela City, LGU General Santos City
development priority areas													
2. Percentage of target institutions and organizations		5% of 100 (5)	5% of 100 (5)	5% of 100 (5)	5% of 100 (5)	20% of 100	0% of 100 (0)	27.0% of 100 (27)	0% of 100 (0)				PNVSCA continues to monitor the implementation of the BalikaBayanihan Program with Atikha and DOLE-OWWA-NRCCO as main partners. The government agencies and non-government organizations that were reported in May as partners continued to give their support up to this date. The agency reported 27 institutions that participated in volunteering for the first semester of the year.
participating in volunteering for development													
Output Indicator(s)													
1. Number of public information and advocacy activities		3	3	3	2	11	700% of 3 (21)	867% of 3 (26)	733% of 3 (22)				
on volunteerism conducted													
2. Percentage of programs and projects monitored and		85% of 275 (234)	85% of 325 (276)	85% of 375 (319)	85% of 425 (361)	85% of 425	16.73% of 275 (46)	18.15% of 325 (59)	21.67% of 375 (82)				
evaluated													
3. Number and percentage of organizations/		25% of 12 (3)	25% of 12 (3)	25% of 12 (3)	15% of 12 (2)	90% of 12	133% of 12 (16)	175% of 12 (21)	250% of 12 (30)				
institutions requesting assistance provided with													
the same within 30 days upon receipt of request													

Prepared By: 
 ROSANA D. FALLE
 AO IV (Budget Officer)
 2021-10-07 16:07:26

In coordination with:

 JOCELYN M. ESTANILO
 Accountant III
 2021-10-07 16:07:26

Approved By: 
 DONALDO D. GAWIE
 Executive Director III
 2021-10-07 16:31:28