

MONTHLY REPORT OF DISBURSEMENTS
For the month of April 2021


Department National Economic and Development Authority (NEDA)
 Agency/Entity Philippine National Volunteer Service Coordinating Agency
 Operating Unit < not applicable >
 Organization Code (UACS) 24 004 000000
 Fund Cluster 01 Regular Agency Fund


Particulars	Current Year Budget					Prior Year's Budget					SUB-TOTAL	Trust Liabilities				Grand Total					Remarks						
	PS	MOOE	FinEx	CO	TOTAL	PS	MOOE	FinEx	CO	TOTAL		PS	MOOE	CO	TOTAL	PS	MOOE	FinEx	CO	TOTAL							
	2	3	4	5	6=(2+3+4+5)	7	8	9	10	11=(7+8+9+10)		12	13	14	15	16=(12+13+14+15)	17=(11+16)	18=(8+17)	19	20		21	22=(19+20+21)	23	24	25	26
CASH DISBURSEMENTS	661,888.05	713,382.05	0.00	23,838.00	1,399,108.10	0.00	20,000.00	0.00	0.00	20,000.00	0.00	0.00	0.00	0.00	20,000.00	1,418,888.10	0.00	0.00	0.00	0.00	661,888.05	733,382.05	0.00	23,838.00	1,418,888.10		
Notice of Cash Allocation (NCA)	661,888.05	713,382.05	0.00	23,838.00	1,399,108.10	0.00	20,000.00	0.00	0.00	20,000.00	0.00	0.00	0.00	0.00	20,000.00	1,418,888.10	0.00	0.00	0.00	0.00	661,888.05	733,382.05	0.00	23,838.00	1,418,888.10		
MEX Checks Issued	548,172.98	561,755.05	0.00	23,838.00	1,133,766.02	0.00	18,000.00	0.00	0.00	18,000.00	0.00	0.00	0.00	0.00	18,000.00	1,152,564.02	0.00	0.00	0.00	0.00	548,172.98	569,753.05	0.00	23,838.00	1,152,564.02		
Advice to Debit Account	113,715.09	151,606.99	0.00	0.00	266,324.08	0.00	1,000.00	0.00	0.00	1,000.00	0.00	0.00	0.00	0.00	1,000.00	266,324.08	0.00	0.00	0.00	0.00	113,715.09	152,608.99	0.00	0.00	266,324.08		
Notice of Transfer Allocations (NTA)	0.00	0.00	0.00	0.00	0.00	0.00	0.00	0.00	0.00	0.00	0.00	0.00	0.00	0.00	0.00	0.00	0.00	0.00	0.00	0.00	0.00	0.00	0.00	0.00	0.00		
MEX Checks Issued	0.00	0.00	0.00	0.00	0.00	0.00	0.00	0.00	0.00	0.00	0.00	0.00	0.00	0.00	0.00	0.00	0.00	0.00	0.00	0.00	0.00	0.00	0.00	0.00	0.00	0.00	
Advice to Debit Account	0.00	0.00	0.00	0.00	0.00	0.00	0.00	0.00	0.00	0.00	0.00	0.00	0.00	0.00	0.00	0.00	0.00	0.00	0.00	0.00	0.00	0.00	0.00	0.00	0.00	0.00	
Working Fund for FAPs	0.00	0.00	0.00	0.00	0.00	0.00	0.00	0.00	0.00	0.00	0.00	0.00	0.00	0.00	0.00	0.00	0.00	0.00	0.00	0.00	0.00	0.00	0.00	0.00	0.00	0.00	
Cash Disbursement Ceiling (CDC)	0.00	0.00	0.00	0.00	0.00	0.00	0.00	0.00	0.00	0.00	0.00	0.00	0.00	0.00	0.00	0.00	0.00	0.00	0.00	0.00	0.00	0.00	0.00	0.00	0.00	0.00	
TOTAL CASH DISBURSEMENTS	661,888.05	713,382.05	0.00	23,838.00	1,399,108.10	0.00	20,000.00	0.00	0.00	20,000.00	0.00	0.00	0.00	0.00	20,000.00	1,418,888.10	0.00	0.00	0.00	0.00	661,888.05	733,382.05	0.00	23,838.00	1,418,888.10		
NON-CASH DISBURSEMENTS	118,124.41	40,474.54	0.00	1,338.00	157,937.05	0.00	1,000.00	0.00	0.00	1,000.00	0.00	0.00	0.00	0.00	1,000.00	158,937.05	0.00	0.00	0.00	0.00	118,124.41	41,474.54	0.00	1,338.00	158,937.05		
Tax Reimbursement Advance Issued (TRA)	118,124.41	40,474.54	0.00	1,338.00	157,937.05	0.00	1,000.00	0.00	0.00	1,000.00	0.00	0.00	0.00	0.00	1,000.00	158,937.05	0.00	0.00	0.00	0.00	118,124.41	41,474.54	0.00	1,338.00	158,937.05		
Non-Cash Amusement Authority (NCAA)	0.00	0.00	0.00	0.00	0.00	0.00	0.00	0.00	0.00	0.00	0.00	0.00	0.00	0.00	0.00	0.00	0.00	0.00	0.00	0.00	0.00	0.00	0.00	0.00	0.00		
Disbursements effected through outright deductions from claims (please specify...)	0.00	0.00	0.00	0.00	0.00	0.00	0.00	0.00	0.00	0.00	0.00	0.00	0.00	0.00	0.00	0.00	0.00	0.00	0.00	0.00	0.00	0.00	0.00	0.00	0.00		
Overpayment of expenses (e.g. personnel benefits)	0.00	0.00	0.00	0.00	0.00	0.00	0.00	0.00	0.00	0.00	0.00	0.00	0.00	0.00	0.00	0.00	0.00	0.00	0.00	0.00	0.00	0.00	0.00	0.00	0.00		
Restitution for loss of government property	0.00	0.00	0.00	0.00	0.00	0.00	0.00	0.00	0.00	0.00	0.00	0.00	0.00	0.00	0.00	0.00	0.00	0.00	0.00	0.00	0.00	0.00	0.00	0.00	0.00		
Liquidated damages and similar claims	0.00	0.00	0.00	0.00	0.00	0.00	0.00	0.00	0.00	0.00	0.00	0.00	0.00	0.00	0.00	0.00	0.00	0.00	0.00	0.00	0.00	0.00	0.00	0.00	0.00		
Others (TFF, BTF, Documentary Stamp Tax, etc.)	0.00	0.00	0.00	0.00	0.00	0.00	0.00	0.00	0.00	0.00	0.00	0.00	0.00	0.00	0.00	0.00	0.00	0.00	0.00	0.00	0.00	0.00	0.00	0.00	0.00		
TOTAL NON-CASH DISBURSEMENTS	118,124.41	40,474.54	0.00	1,338.00	157,937.05	0.00	1,000.00	0.00	0.00	1,000.00	0.00	0.00	0.00	0.00	1,000.00	158,937.05	0.00	0.00	0.00	0.00	118,124.41	41,474.54	0.00	1,338.00	158,937.05		
GRAND TOTAL	779,912.46	753,856.69	0.00	24,976.00	1,556,825.15	0.00	21,000.00	0.00	0.00	21,000.00	0.00	0.00	0.00	0.00	21,000.00	1,577,825.15	0.00	0.00	0.00	0.00	779,912.46	774,856.69	0.00	24,976.00	1,577,825.15		


SUMMARY

Particulars	Previous Report (3)	This Month (3)	As at Date (4)
Total Disbursement Authorities Received	6,210,591.93	2,568,937.05	8,779,528.98
NCA	6,798,000.00	2,400,000.00	8,198,000.00
NTA	0.00	0.00	0.00
Working Fund	0.00	0.00	0.00
TRA	424,591.93	166,937.05	653,628.98
CDC	0.00	0.00	0.00
NCAA	0.00	0.00	0.00
Less: Notice of Transfer of Allocations (NTA) Issued	0.00	0.00	0.00
Total Disbursement Authorities Available	6,210,591.93	2,568,937.05	8,779,528.98
Less:			
Lapsed NCA	44.24	0.00	44.24
Disbursements	8,210,547.98	1,877,825.15	7,788,372.84
Less: Other Non-Cash Disbursements	0.00	0.00	0.00
Disbursements effected through outright deductions from claims	0.00	0.00	0.00
Overpayment of expenses (e.g. personnel benefits)	0.00	0.00	0.00
Restitution for loss of government property	0.00	0.00	0.00
Liquidated damages and similar claims	0.00	0.00	0.00
Others (e.g. TFF, BTF, Docs Stamp, etc.)	0.00	0.00	0.00
Add: Less: Adjustments (e.g. cancelled/stated checks)	0.00	0.00	0.00
Balance of Disbursement Authorities as at date	0.00	691,111.90	891,111.90
Total Disbursements Program	6,135,000.00	2,861,000.00	8,686,000.00
Less: "Actual" Disbursements	6,210,547.98	1,877,825.15	7,788,372.84
(Over)/Under spending	(76,547.98)	973,174.85	697,627.16

Note: * The use of NTA is discouraged
 Note: ** Amounts should tally with the grand total disbursement (column 27)


 ESTON L. JOYMARIE M.
 Accountant
 Date: 2021-05-04 14:28:59


 CAROLINA L. JUDY R.
 CHM, AFMD
 Date: 2021-05-04 14:48:24


 GAWWE, RONALD JAMES D.
 Executive Director
 Date: 2021-05-04 14:50:49