



**FY 2015 MONTHLY DISBURSEMENT PROGRAM**  
(In Thousand Pesos)


Department : National Economic and Development Authority (NEDA)  
 Agency : Philippine National Volunteer Service Coordinating Agency  
 Operating Unit : N/A  
 Organization Code (UACS) : 240040000000

Particulars	UACS CODE	Total Programs	Tax Rem Advice (TRA)	Net Program	Full Year Requirement																	Full Year Total	
					Quarter 1				Quarter 2				Quarter 3				Quarter 4						
					Jan	Feb	March	Sub Total	April	May	June	Sub Total	July	Aug	Sep	Sub Total	Oct	Nov	Dec	Sub Total			
6	7	8	9=6+7+8	10	11	12	13=10+11+12	14	15	16	17=14+15+16	18	19	20	21=18+19+20	22							
Part A																							
I. Notice Cash Allocation																							
A. Fiscal Year's (FY) Budget																							
New GAA																							
Comprehensive Release																							
Specific Budget of National Govt. Agencies (Programs and Locally Funded projects)																							
PS		7,647	488	7,159	537	622	571	1,730	824	538	538	1,900	538	538	538	1,614	538	824	553	1,915	7,159		
MOOE		10,760	538	10,222	651	749	720	2,120	879	726	832	2,437	1,086	746	767	2,599	1,069	865	1,132	3,066	10,222		
FinEx		20		20		1	2	3	1	2	1	4	8	1	1	10	1	1	1	3	20		
CO																							
GOP Counter Part																							
Loan Proceeds																							
For Later Release																							
Specific Budget of National Govt. Agencies (Programs and Locally Funded projects)																							
GOP Counter Part																							
Loan Proceeds																							
Automatic Appropriation																							
RLIP (PS)		702		702	57	57	57	171	58	59	59	176	59	59	59	177	59	59	60	178	702		
Special Account in the General Fund																							
Special Purpose Fund (Agency specific only)																							
Total Program, FY Budget		8,349	488	7,861	594	679	628	1,901	882	597	597	2,076	597	597	597	1,791	597	883	613	2,093	7,861		
PS		8,349	488	7,861	594	679	628	1,901	882	597	597	2,076	597	597	597	1,791	597	883	613	2,093	7,861		
MOOE		10,760	538	10,222	651	749	720	2,120	879	726	832	2,437	1,086	746	767	2,599	1,069	865	1,132	3,066	10,222		
FinEx		20		20		1	2	3	1	2	1	4	8	1	1	10	1	1	1	3	20		
CO																							
B. Prior Year(PY) Obligation																							
Prior Year Accounts Payable																							
PS																							
MOOE		149	9	140	140			140													140		
FinEx																							
CO																							
Not yet Due and Demandable Obligations																							
PS																							
MOOE																							
FinEx																							
CO																							

Particulars	UACS CODE	Total Programs	Tax Rem Advice (TRA)	Net Program	Full Year Requirement																	Full Year Total					
					Quarter 1				Quarter 2				Quarter 3				Quarter 4										
					Jan	Feb	March	Sub Total	April	May	June	Sub Total	July	Aug	Sep	Sub Total	Oct	Nov	Dec	Sub Total							
6	7	8	9=6+7+8	10	11	12	13=10+11+12	14	15	16	17=14+15+16	18	19	20	21=18+19+20	22											
Total Program PY Obligation																											
PS																											
MOOE		149	9	140	140				140																	140	
FinEx																											
CO																											
Total NCA Program		19,278	1,035	18,243	1,385	1,429	1,350	4,164	1,762	1,325	1,430	4,517	1,691	1,344	1,365	4,400	1,667	1,749	1,746	5,162	18,243						
PS		8,349	488	7,861	594	679	628	1,901	882	597	597	2,076	597	597	597	1,791	597	883	613	2,093	7,861						
MOOE		10,909	547	10,362	791	749	720	2,260	879	726	832	2,437	1,086	746	767	2,599	1,069	865	1,132	3,066	10,362						
FinEx		20		20		1	2	3	1	2	1	4	8	1	1	10	1	1	1	3	20						
CO																											
II. Cash Disbursement Ceiling (for DFA and DOLE only), FY Budget																											
II. Non-Cash Availment Authority																											
IV. TAX REMITTANCE ADVICE																											
PS			488		40	40	40	120	40	41	41	122	41	41	41	123	41	41	41	123	488						
MOOE			547		43	40	38	121	46	38	44	128	57	39	41	137	56	46	59	161	547						
FinEx																											
CO																											
V. OTHERS																											
VI. Total Disbursement program		19,278	1,035	18,243	1,385	1,429	1,350	4,164	1,762	1,325	1,430	4,517	1,691	1,344	1,365	4,400	1,667	1,749	1,746	5,162	18,243						
PS		8,349	488	7,861	594	679	628	1,901	882	597	597	2,076	597	597	597	1,791	597	883	613	2,093	7,861						
MOOE		10,909	547	10,362	791	749	720	2,260	879	726	832	2,437	1,086	746	767	2,599	1,069	865	1,132	3,066	10,362						
FinEx		20		20		1	2	3	1	2	1	4	8	1	1	10	1	1	1	3	20						
CO																											
Part B		9,787	531	9,256	554	697	597	1,848	960	618	724	2,302	898	610	644	2,152	982	959	1,012	2,953	9,255						
Major Programs/Projects		9,787	531	9,256	554	697	597	1,848	960	618	724	2,302	898	610	644	2,152	982	959	1,012	2,953	9,255						
KRA No. 2 - POVERTY REDUCTION AND EMPOWERMENT OF THE POOR AND THE VULNERABLE		9,787	531	9,256	554	697	597	1,848	960	618	724	2,302	898	610	644	2,152	982	959	1,012	2,953	9,255						
Operations	3E+08	9,787	531	9,256	554	697	597	1,848	960	618	724	2,302	898	610	644	2,152	982	959	1,012	2,953	9,255						
MFO 1: VOLUNTEER COORDINATION AND SUPPORT	3.01E+08	9,787	531	9,256	554	697	597	1,848	960	618	724	2,302	898	610	644	2,152	982	959	1,012	2,953	9,255						
Development and Coordination of the National Program, Coordination, Monitoring and Evaluation	3.01E+08	6,035	327	5,708	369	477	362	1,208	565	351	470	1,386	403	389	458	1,250	804	583	477	1,864	5,708						
Policy Advocacy and Technical Assistance	3.01E+08	3,752	204	3,548	185	220	235	640	395	267	254	916	495	221	186	902	178	376	535	1,089	3,547						

Prepared By:  
  
**JOYMARIE M. ESTONILO**  
 AO IV/Budget Officer  
 Date:

Prepared By:  
  
**FLERIDA J. GIRON**  
 Accountant  
 Date:

Approved By:  
  
**JOSEKITO C. DE VERA**  
 Executive Director  
 Date: