



QUARTERLY PHYSICAL REPORT OF OPERATION


As of September 30, 2020

Department : National Economic and Development Authority (NEDA)  
 Agency : Philippine National Volunteer Service Coordinating Agency  
 Operating Unit : < not applicable >  
 Organization Code (UACS) : 24 004 0000000

Particulars	UACS CODE	Physical Target (Budget Year)					Physical Accomplishment (Budget Year)					Variance	Remarks
		1st Quarter	2nd Quarter	3rd Quarter	4th Quarter	Total	1st Quarter	2nd Quarter	3rd Quarter	4th Quarter	Total		
1	2	3	4	5	6	7	8	9	10	11	12	13	14
NATIONAL VOLUNTEER SERVICE PROGRAM	31010000000000												
OO : Alignment of volunteer programs and activities to the							0	0	0	0	0		
Outcome Indicator(s)							0	0	0	0	0		
1. Percentage of volunteer assisted projects in		100% of 400	100% of 450	100% of 500	100% of 526	90% of 585	80% of 400 (320)	71.33% of 450 (321)	81.40% of 500 (407)	0	81.40% of 500 (407)	-18.6	Target deployment of 500 was unmet due to the covid-19 outbreak. PNVSCA focused its resources instead in supporting the local volunteer service efforts.
development priority areas							0	0	0	0	0		
2. Percentage of target institutions and organizations		4% of 100 (4)	4% of 100 (4)	4% of 100 (4)	8% of 100 (8)	20% of 100	0% of 100	7% of 100 (7)	30% of 100 (30)	0	37% of 100 (7)	26%	
participating in volunteering for development							0	0	0	0	0		
Output Indicator(s)							0	0	0	0	0		
1. Number of public information and advocacy activities		2	3	3	3	11	1	5	33	0	39	30	Posting of Articles on Volunteerism under normal conditions and at the time of pandemic; and Conduct of Webinars/Forums/ Meetings on Volunteerism
on volunteerism conducted							0	0	0	0	0		
2. Percentage of programs and projects monitored and		83.50% of 400 (334)	83.50% of 450 (376)	83.50% of 500 (418)	83.50% of 526 (439)	75% of 585	80% of 400 (320)	71.33% of 450 (321)	81.40% of 500 (407)	0	81.40% of 500 (407)	-2.1	Monitored programs and projects assisted by: 321 foreign volunteers (all recorded in the VIMS including reports submitted by local partner institutions; monitoring done during the Local Partner Institutions' Sharing Session); 9 LGUs (reported that they implement volunteerism PPAs during the PNVSCA-LGU Volunteerism Focal Persons' Meeting on 28 August 2020); 70 NGAs, GOCCs and HEIs (based on survey of NGAs/GOCCs/HEIs on volunteerism in PPAs); 7 SOV awardees (based on SOV Awardee survey)
evaluated							0	0	0	0	0		
3. Number and percentage of organizations/		25% of 12 (3)	25% of 12 (3)	25% of 12 (3)	15% of 12 (2)	90% of 12	8% of 12 (1)	58% of 12 (7)	117% of 12 (14)	0	183.33% of 12 (22)	92%	
institutions requesting assistance provided with							0	0	0	0	0		
the same within 30 days upon receipt of request							0	0	0	0	0		

Prepared By:   
 CARLOS RUDY R.  
 Designated Planning Officer  
 Date: 2020-10-05 10:08:29.0

In coordination with:   
 CARLOS RUDY R.  
 Chief Admin., Finance & Mgt. Division  
 Date: 2020-10-05 10:22:24.0

Approved By:   
 GAWE DINALO JAMES D.  
 Executive Director  
 Date: 2020-10-05 18:33:23.0