

MONTHLY REPORT OF DISBURSEMENTS  
For the month of September 2020


Department : National Economic and Development Authority (NEDA)  
Agency/Entity : Philippine National Volunteer Service Coordinating Agency  
Operating Unit : < not applicable >  
Organization Code : 24 004 0000000  
Fund Cluster : 01 Regular Agency Fund


Particulars	Current Year Budget					Prior Year's Budget					Current Year's Accounts Payable					SUB-TOTAL	Trust Liabilities				Grand Total				Remarks			
	PS	MOOE	FinEx	CO	TOTAL	PS	MOOE	FinEx	CO	Sub-Total	PS	MOOE	FinEx	CO	Sub-Total		TOTAL	PS	MOOE	CO	TOTAL	PS	MOOE	FinEx		CO	TOTAL	
	1	2	3	4	5	6=(2+3+4+5)	7	8	9	10	11=(7+8+9+10)	12	13	14	15		16=(12+13+14+15)	17=(11+16)	18=(6+17)	19	20	21	22=(19+20+21)	23		24	25	26
CASH DISBURSEMENTS	3,277,259.91	1,022,015.45	800.00	0.00	4,300,075.43	8,815.87	0.00	0.00	0.00	8,815.87	0.00	0.00	0.00	0.00	8,815.87	4,306,891.30	0.00	0.00	0.00	0.00	3,284,075.85	1,022,015.45	800.00	0.00	4,306,891.30	0.00	4,306,891.30	
Notice of Cash Allocation (NCA)	3,277,259.91	1,022,015.45	800.00	0.00	4,300,075.43	8,815.87	0.00	0.00	0.00	8,815.87	0.00	0.00	0.00	0.00	8,815.87	4,306,891.30	0.00	0.00	0.00	0.00	3,284,075.85	1,022,015.45	800.00	0.00	4,306,891.30	0.00	4,306,891.30	
MOS Checks Issued	133,005.07	458,643.82	0.00	0.00	591,648.89	8,815.87	0.00	0.00	0.00	8,815.87	0.00	0.00	0.00	0.00	8,815.87	598,464.76	0.00	0.00	0.00	0.00	139,420.94	458,643.82	0.00	0.00	598,464.76	0.00	598,464.76	
Advice to Debit Account	3,144,254.91	663,371.63	800.00	0.00	3,708,426.54	0.00	0.00	0.00	0.00	0.00	0.00	0.00	0.00	0.00	0.00	3,708,426.54	0.00	0.00	0.00	0.00	3,144,254.91	663,371.63	800.00	0.00	3,708,426.54	0.00	3,708,426.54	
Notice of Transfer Allocations (NTA)	0.00	0.00	0.00	0.00	0.00	0.00	0.00	0.00	0.00	0.00	0.00	0.00	0.00	0.00	0.00	0.00	0.00	0.00	0.00	0.00	0.00	0.00	0.00	0.00	0.00	0.00	0.00	0.00
MOS Checks Issued	0.00	0.00	0.00	0.00	0.00	0.00	0.00	0.00	0.00	0.00	0.00	0.00	0.00	0.00	0.00	0.00	0.00	0.00	0.00	0.00	0.00	0.00	0.00	0.00	0.00	0.00	0.00	0.00
Advice to Debit Account	0.00	0.00	0.00	0.00	0.00	0.00	0.00	0.00	0.00	0.00	0.00	0.00	0.00	0.00	0.00	0.00	0.00	0.00	0.00	0.00	0.00	0.00	0.00	0.00	0.00	0.00	0.00	0.00
Working Fund for FAPs	0.00	0.00	0.00	0.00	0.00	0.00	0.00	0.00	0.00	0.00	0.00	0.00	0.00	0.00	0.00	0.00	0.00	0.00	0.00	0.00	0.00	0.00	0.00	0.00	0.00	0.00	0.00	0.00
Cash Disbursement Ceiling (CDC)	0.00	0.00	0.00	0.00	0.00	0.00	0.00	0.00	0.00	0.00	0.00	0.00	0.00	0.00	0.00	0.00	0.00	0.00	0.00	0.00	0.00	0.00	0.00	0.00	0.00	0.00	0.00	0.00
TOTAL CASH DISBURSEMENTS	3,277,259.91	1,022,015.45	800.00	0.00	4,300,075.43	8,815.87	0.00	0.00	0.00	8,815.87	0.00	0.00	0.00	0.00	8,815.87	4,306,891.30	0.00	0.00	0.00	0.00	3,284,075.85	1,022,015.45	800.00	0.00	4,306,891.30	0.00	4,306,891.30	
NON-CASH DISBURSEMENTS	103,605.26	40,364.35	0.00	0.00	143,969.61	0.00	0.00	0.00	0.00	0.00	0.00	0.00	0.00	0.00	0.00	143,969.61	0.00	0.00	0.00	0.00	103,605.26	40,364.35	0.00	0.00	143,969.61	0.00	143,969.61	
Tax Remittance Advances Issued (TRA)	103,605.26	40,364.35	0.00	0.00	143,969.61	0.00	0.00	0.00	0.00	0.00	0.00	0.00	0.00	0.00	0.00	143,969.61	0.00	0.00	0.00	0.00	103,605.26	40,364.35	0.00	0.00	143,969.61	0.00	143,969.61	
Non-Cash Availment Authority (NCA)	0.00	0.00	0.00	0.00	0.00	0.00	0.00	0.00	0.00	0.00	0.00	0.00	0.00	0.00	0.00	0.00	0.00	0.00	0.00	0.00	0.00	0.00	0.00	0.00	0.00	0.00	0.00	0.00
Disbursements effected through outright deductions from claims (please specify...)	0.00	0.00	0.00	0.00	0.00	0.00	0.00	0.00	0.00	0.00	0.00	0.00	0.00	0.00	0.00	0.00	0.00	0.00	0.00	0.00	0.00	0.00	0.00	0.00	0.00	0.00	0.00	0.00
Overpayment of expenses (e.g. personnel benefits)	0.00	0.00	0.00	0.00	0.00	0.00	0.00	0.00	0.00	0.00	0.00	0.00	0.00	0.00	0.00	0.00	0.00	0.00	0.00	0.00	0.00	0.00	0.00	0.00	0.00	0.00	0.00	0.00
Restitution for loss of government property	0.00	0.00	0.00	0.00	0.00	0.00	0.00	0.00	0.00	0.00	0.00	0.00	0.00	0.00	0.00	0.00	0.00	0.00	0.00	0.00	0.00	0.00	0.00	0.00	0.00	0.00	0.00	0.00
Liquidated damages and similar claims	0.00	0.00	0.00	0.00	0.00	0.00	0.00	0.00	0.00	0.00	0.00	0.00	0.00	0.00	0.00	0.00	0.00	0.00	0.00	0.00	0.00	0.00	0.00	0.00	0.00	0.00	0.00	0.00
Others (TEF, BTr, Documentary Stamp, etc.)	0.00	0.00	0.00	0.00	0.00	0.00	0.00	0.00	0.00	0.00	0.00	0.00	0.00	0.00	0.00	0.00	0.00	0.00	0.00	0.00	0.00	0.00	0.00	0.00	0.00	0.00	0.00	0.00
TOTAL NON-CASH DISBURSEMENTS	103,605.26	40,364.35	0.00	0.00	143,969.61	0.00	0.00	0.00	0.00	0.00	0.00	0.00	0.00	0.00	0.00	143,969.61	0.00	0.00	0.00	0.00	103,605.26	40,364.35	0.00	0.00	143,969.61	0.00	143,969.61	
GRAND TOTAL	3,380,865.24	1,062,379.80	800.00	0.00	4,444,045.04	8,815.87	0.00	0.00	0.00	8,815.87	0.00	0.00	0.00	0.00	8,815.87	4,450,860.91	0.00	0.00	0.00	0.00	3,387,681.11	1,062,379.80	800.00	0.00	4,450,860.91	0.00	4,450,860.91	


**SUMMARY**

Particulars	Previous Report	This Month	As at Date
(1)	(2)	(3)	(4)
Total Disbursement Authorities Received	19,860,944.53	2,142,969.61	22,003,914.14
NCA	18,846,000.00	1,999,000.00	20,845,000.00
NTA	0.00	0.00	0.00
Working Fund	0.00	0.00	0.00
TRA	1,014,944.53	143,969.61	1,158,914.14
CDC	0.00	0.00	0.00
NCAA	0.00	0.00	0.00
Less: Notice of Transfer of Allocations (NTA) issued	0.00	0.00	0.00
Total Disbursement Authorities Available	19,860,944.53	2,142,969.61	22,003,914.14
Less:			
Lapsed NCA	4,784,187.89	159.45	4,784,347.34
Disbursements	12,788,708.89	4,450,860.91	17,239,569.80
Less: Other Non-Cash Disbursements	0.00	0.00	0.00
Disbursements effected through outright deductions from claims	0.00	0.00	0.00
Overpayment of expenses (e.g. personnel benefits)	0.00	0.00	0.00
Restitution for loss of government property	0.00	0.00	0.00
Liquidated damages and similar claims	0.00	0.00	0.00
Others (e.g. TEF, BTr, Docs Stamp, etc.)	0.00	0.00	0.00
Add/Less: Adjustments (e.g. canceled/stale checks)	0.00	0.00	0.00
Balance of Disbursement Authorities at date	2,308,047.75	(2,308,047.75)	0.00
Total Disbursements Program	18,676,000.00	1,919,000.00	20,595,000.00
Less: Actual Disbursements	12,788,708.89	4,450,860.91	17,239,569.80
(Over)/Under spending	5,907,291.11	(2,531,860.91)	3,375,430.20

Notes: \* The use of NTA is discouraged  
Notes: \*\* Amounts should tally with the grand total disbursement (column 27).

Certified Correct:  
  
ESTON O. JOYMARIE M.  
Accountant  
Date: 2020-09-28 11:21:15.0

Recommending Approval:  
  
CARLOS RUDY R.  
Chief, Admin. Finance & Mgt. Division  
Date: 2020-09-28 11:38:48.0

Approved By:  
  
GAWE DONALD JAMES D.  
Executive Director  
Date: 2020-09-28 11:41: