




PERFORMANCE INDICATOR - December 31, 2019

Department: National Economic and Development Authority (NEDA)
 Agency: Philippine National Volunteer Service Coordinating Agency
 Organization Code: 24 004 0000000

Particulars	UACS CODE	Physical Target (Budget Year)					Physical Accomplishment (Budget Year)					Variance	Remarks
		1st Quarter	2nd Quarter	3rd Quarter	4th Quarter	Total	1st Quarter	2nd Quarter	3rd Quarter	4th Quarter	Total		
1	2	3	4	5	6	7	8	9	10	11	12	13	14
NATIONAL VOLUNTEER SERVICE PROGRAM	31010000000000												
OO: Alignment of volunteer programs and activities to the													
Outcome indicator(s)													
1. Percentage of volunteer assisted projects in development priority areas		100% of 400	100% of 450	100% of 500	100% of 526	90% of 585	74.75% of 400 (299)	69.78% of 450 (314)	86.80% of 500 (434)	89.92% of 526 (473)	80.85% of 585	-9.15%	The variance of 53 from the targeted 526 volunteers is due to the decreased deployment by partner International Volunteer Service Organizations (IVSOs) attributed to the ff: 1) qualified volunteer candidates did not pass medical clearance; 2) decreased application of qualified volunteers.
2. Percentage of target institutions and organizations participating in volunteering for development		4% of 100	4% of 100	4% of 100	8% of 100	20% of 100	4% of 100 (4)	4% of 100 (4)	4% of 100 (4)	150% of 8 (12)	24% of 100	4%	A total of 24 organizations and institutions has participated in volunteering activities for development.
Output Indicator(s)													
1. Number of public information and advocacy activities on volunteerism conducted		2	4	2	3	11	2	4	2	5	13	2	
2. Percentage of programs and projects monitored and evaluated		83.50% of 400	83.50% of 450	83.50% of 500	83.50% of 526	75% of 585	74.75% of 400 (299)	69.78% of 450 (314)	86.80% of 500 (434)	89.92% of 526 (473)	80.85% of 585	5.85%	All in-service volunteers (473) are recorded in the Volunteer Management Information and Deployment System (VMIDS); Accomplishment is based on actual reports received and sites visited.
3. Number and percentage of organizations/institutions requesting assistance provided with the same within 30 days upon receipt of request		25% of 12	25% of 12	25% of 12	15% of 12	90% of 12	50% of 12 (6)	25% of 12 (3)	25% of 12 (3)	222% of 2 (7)	158% of 12	68%	100% of the 19 requests for assistance were acted on within 30 days upon receipt of the request

Prepared By: 
 CARLOS RUDY REYES
 Planning Officer
 Date: 1/23/20 5:51 PM

In coordination with: 
 CARLOS RUDY REYES
 Chief Administrative Officer
 Date: 1/23/20 5:19 PM

Approved By: 
 MACARAIG CORAZON MERCADO
 Agency Head
 Date: 1/23/20 5:23 PM