

STATEMENT OF APPROPRIATIONS, ALLOTMENTS, OBLIGATIONS, DISBURSEMENTS AND BALANCES
As at the Quarter Ending June 30, 2019

Department: National Economic and Development Authority (NEDA)
Agency: Philippine National Volunteer Service Coordinating Agency
Operating Unit: <not applicable >
Organization Code: 24 004 000000
Fund Cluster: 01 Regular Agency Fund
(e.g. UACS Fund Cluster, 01-Regular Agency Fund, 02-Foreign Assisted Projects Fund, 03-Special Account-Locally Funded/Domestic Grants Fund, and 04-Special Account-Foreign Assisted/Foreign Grants Fund)

X	Current Year Appropriations
	Supplemental Appropriations
	Continuing Appropriations

Particulars	UACS CODE	Appropriations			Allotments			Current Year Obligations					Current Year Disbursements					Balances						
		Authorized Appropriations	Adjustments (Transfer To/From, Reassignment)	Adjusted Appropriations	Allotments Received	Adjustments (Withdrawal, Reassignment)	Transfer To	Transfer From	Adjusted Total Allotments	1st Quarter Ending March 31	2nd Quarter Ending June 30	3rd Quarter Ending Sept. 30	4th Quarter Ending Dec. 31	TOTAL	1st Quarter Ending March 31	2nd Quarter Ending June 30	3rd Quarter Ending Sept. 30	4th Quarter Ending Dec. 31	TOTAL	Unreleased Appro	Unobligated Allotments	Unpaid Obligations (15-20)(23-24)		
		3	4	5=(3+4)	6	7	8	9	10=[(6)-(7)-8+9]	11	12	13	14	15=(11+12+13+14)	16	17	18	19	20=(16-17+18+19)	21	22	23	24	
I Agency Specific Budget		36,297,000.00	0.00	36,297,000.00	31,452,000.00	0.00	0.00	0.00	31,452,000.00	8,017,585.67	8,149,505.56	0.00	0.00	14,167,091.23	6,006,694.67	7,905,841.25	0.00	0.00	13,912,436.62	4,845,000.00	17,284,908.77	0.00	254,655.31	
General Administration and Support	1000001000000000	18,544,000.00	0.00	18,544,000.00	13,696,000.00	0.00	0.00	0.00	13,696,000.00	2,710,304.60	3,500,421.97	0.00	0.00	6,210,726.57	2,710,304.60	3,424,832.45	0.00	0.00	6,135,237.05	4,845,000.00	7,488,273.43	0.00	75,489.52	
General management and supervision	100000100001000	13,696,000.00	0.00	13,696,000.00	13,696,000.00	0.00	0.00	0.00	13,696,000.00	2,710,304.60	3,500,421.97	0.00	0.00	6,210,726.57	2,710,304.60	3,424,832.45	0.00	0.00	6,135,237.05	0.00	7,488,273.43	0.00	75,489.52	
PS		6,707,000.00	0.00	6,707,000.00	6,707,000.00	0.00	0.00	0.00	6,707,000.00	1,417,074.75	1,687,903.03	0.00	0.00	3,304,977.78	1,417,074.75	1,612,413.51	0.00	0.00	3,229,488.26	0.00	3,402,022.22	0.00	75,489.52	
MDOE		6,575,000.00	0.00	6,575,000.00	6,575,000.00	0.00	0.00	0.00	6,575,000.00	1,292,329.85	1,465,362.94	0.00	0.00	2,757,692.79	1,292,329.85	1,465,362.94	0.00	0.00	2,757,692.79	0.00	3,517,307.21	0.00	0.00	
FinEx		2,000.00	0.00	2,000.00	2,000.00	0.00	0.00	0.00	2,000.00	900.00	100.00	0.00	0.00	1,000.00	900.00	100.00	0.00	0.00	1,000.00	0.00	1,000.00	0.00	0.00	
CC		415,000.00	0.00	415,000.00	415,000.00	0.00	0.00	0.00	415,000.00	0.00	147,056.00	0.00	0.00	147,056.00	0.00	147,056.00	0.00	0.00	147,056.00	0.00	267,944.00	0.00	0.00	
Administration of Personnel Benefits	100000100002000	4,845,000.00	0.00	4,845,000.00	0.00	0.00	0.00	0.00	0.00	0.00	0.00	0.00	0.00	0.00	0.00	0.00	0.00	0.00	0.00	4,845,000.00	0.00	0.00	0.00	0.00
PS		4,845,000.00	0.00	4,845,000.00	0.00	0.00	0.00	0.00	0.00	0.00	0.00	0.00	0.00	0.00	0.00	0.00	0.00	0.00	0.00	4,845,000.00	0.00	0.00	0.00	0.00
Sub-Total: General Administration and Support		18,544,000.00	0.00	18,544,000.00	13,696,000.00	0.00	0.00	0.00	13,696,000.00	2,710,304.60	3,500,421.97	0.00	0.00	6,210,726.57	2,710,304.60	3,424,832.45	0.00	0.00	6,135,237.05	4,845,000.00	7,488,273.43	0.00	75,489.52	
PS		11,552,000.00	0.00	11,552,000.00	6,707,000.00	0.00	0.00	0.00	6,707,000.00	1,417,074.75	1,687,903.03	0.00	0.00	3,304,977.78	1,417,074.75	1,612,413.51	0.00	0.00	3,229,488.26	0.00	3,402,022.22	0.00	75,489.52	
MDOE		6,575,000.00	0.00	6,575,000.00	6,575,000.00	0.00	0.00	0.00	6,575,000.00	1,292,329.85	1,465,362.94	0.00	0.00	2,757,692.79	1,292,329.85	1,465,362.94	0.00	0.00	2,757,692.79	0.00	3,517,307.21	0.00	0.00	
FinEx (if Applicable)		2,000.00	0.00	2,000.00	2,000.00	0.00	0.00	0.00	2,000.00	900.00	100.00	0.00	0.00	1,000.00	900.00	100.00	0.00	0.00	1,000.00	0.00	1,000.00	0.00	0.00	
CC		415,000.00	0.00	415,000.00	415,000.00	0.00	0.00	0.00	415,000.00	0.00	147,056.00	0.00	0.00	147,056.00	0.00	147,056.00	0.00	0.00	147,056.00	0.00	267,944.00	0.00	0.00	
Operations	3000000000000000	17,753,000.00	0.00	17,753,000.00	17,753,000.00	0.00	0.00	0.00	17,753,000.00	3,307,281.07	4,649,083.56	0.00	0.00	7,956,364.63	3,296,290.07	4,480,908.80	0.00	0.00	7,777,198.87	0.00	9,706,635.34	0.00	179,165.79	
OO - Alignment of volunteer programs and activities to the national development plans agenda		17,753,000.00	0.00	17,753,000.00	17,753,000.00	0.00	0.00	0.00	17,753,000.00	3,307,281.07	4,649,083.56	0.00	0.00	7,956,364.63	3,296,290.07	4,480,908.80	0.00	0.00	7,777,198.87	0.00	9,706,635.34	0.00	179,165.79	
NATIONAL VOLUNTEER SERVICE PROGRAM		17,753,000.00	0.00	17,753,000.00	17,753,000.00	0.00	0.00	0.00	17,753,000.00	3,307,281.07	4,649,083.56	0.00	0.00	7,956,364.63	3,296,290.07	4,480,908.80	0.00	0.00	7,777,198.87	0.00	9,706,635.34	0.00	179,165.79	
Policy advocacy and technical assistance	310100100001000	9,827,000.00	0.00	9,827,000.00	9,827,000.00	0.00	0.00	0.00	9,827,000.00	1,856,829.29	2,525,349.10	0.00	0.00	4,482,178.39	1,948,824.29	2,438,457.56	0.00	0.00	4,387,281.85	0.00	5,341,822.81	0.00	97,861.54	
PS		5,478,000.00	0.00	5,478,000.00	5,478,000.00	0.00	0.00	0.00	5,478,000.00	1,174,461.67	1,609,703.62	0.00	0.00	2,984,165.29	1,174,461.67	1,711,822.08	0.00	0.00	2,886,283.75	0.00	2,493,834.71	0.00	97,861.54	
MDOE		4,349,000.00	0.00	4,349,000.00	4,349,000.00	0.00	0.00	0.00	4,349,000.00	785,367.62	715,644.48	0.00	0.00	1,501,012.10	774,576.62	726,635.48	0.00	0.00	1,501,012.10	0.00	2,847,687.90	0.00	0.00	
Program coordination, partnership monitoring and evaluation	310100100002000	7,926,000.00	0.00	7,926,000.00	7,926,000.00	0.00	0.00	0.00	7,926,000.00	1,347,451.78	2,123,735.45	0.00	0.00	3,471,197.27	1,347,451.78	2,042,451.24	0.00	0.00	3,389,903.00	0.00	4,454,812.73	0.00	0.00	
PS		5,000,000.00	0.00	5,000,000.00	5,000,000.00	0.00	0.00	0.00	5,000,000.00	1,089,035.45	1,626,069.61	0.00	0.00	2,715,104.06	1,089,035.45	1,544,814.36	0.00	0.00	2,633,849.81	0.00	2,284,855.94	0.00	0.00	
MDOE		2,926,000.00	0.00	2,926,000.00	2,926,000.00	0.00	0.00	0.00	2,926,000.00	258,316.33	497,665.84	0.00	0.00	755,982.17	258,316.33	497,636.88	0.00	0.00	755,982.17	0.00	2,164,049.79	0.00	0.00	
FinEx		6,000.00	0.00	6,000.00	6,000.00	0.00	0.00	0.00	6,000.00	100.00	0.00	0.00	0.00	100.00	0.00	0.00	0.00	100.00	0.00	5,900.00	0.00	0.00		

Department: National Economic and Development Authority (NEDA)
 Agency: Philippine National Volunteer Service Coordinating Agency
 Operating Unit: < not applicable >
 Organization Code: 24 004 000000
 Fund Cluster: O1 Regular Agency Fund

(e.g. UACS Fund Cluster, 01-Regular Agency Fund, 02-Foreign Assisted Projects Fund, 03-Special Account-Localy Funded/Domestic Grants Fund, and 04-Special Account-Foreign Assisted/Foreign Grants Fund)


X	Current Year Appropriations
	Supplemental Appropriations
	Continuing Appropriations


Particulars	UACS CODE	Appropriations			Allotments		Current Year Obligations										Current Year Disbursements				Balances			
		Authorized Appropriations	Adjustments (Transfer To/From, Reassignment)	Adjusted Appropriations	Allotments Received	Adjustments (Withdrawal, Realignment)	Transfer To	Transfer From	Adjusted Total Allotments	1st Quarter Ending March 31	2nd Quarter Ending June 30	3rd Quarter Ending Sept. 30	4th Quarter Ending Dec. 31	TOTAL	1st Quarter Ending March 31	2nd Quarter Ending June 30	3rd Quarter Ending Sept. 30	4th Quarter Ending Dec. 31	TOTAL	Unreleased Appro	Unobligated Allotments	Unpaid Obligations (15-20)+(23-24)		
		3	4	5=(3-4)	6	7	8	9	10=(6+(-7)-8-9)	11	12	13	14	15=(11+12+13+14)	16	17	18	19	20=(16-17+18+19)	21	22	23	24	
Sub-Tot - Operations		17,753,000.00	0.00	17,753,000.00	17,753,000.00	0.00	0.00	0.00	17,753,000.00	3,307,281.07	4,649,083.59	0.00	0.00	7,956,364.66	3,296,290.07	4,480,008.80	0.00	0.00	7,727,198.87	0.00	9,796,635.34	0.00	179,166.79	
PS		10,476,000.00	0.00	10,476,000.00	10,476,000.00	0.00	0.00	0.00	10,476,000.00	2,263,497.12	3,435,822.23	0.00	0.00	5,699,299.35	2,263,497.12	3,256,639.44	0.00	0.00	5,529,133.56	0.00	4,778,700.95	0.00	179,166.79	
MOOE		7,269,000.00	0.00	7,269,000.00	7,269,000.00	0.00	0.00	0.00	7,269,000.00	1,043,683.95	1,213,261.36	0.00	0.00	2,256,965.31	1,032,692.95	1,224,272.36	0.00	0.00	2,256,965.31	0.00	5,012,034.86	0.00	0.00	
FinEx (if Applicable)		6,000.00	0.00	6,000.00	6,000.00	0.00	0.00	0.00	6,000.00	100.00	0.00	0.00	0.00	100.00	100.00	0.00	0.00	100.00	0.00	5,900.00	0.00	0.00		
CO		0.00	0.00	0.00	0.00	0.00	0.00	0.00	0.00	0.00	0.00	0.00	0.00	0.00	0.00	0.00	0.00	0.00	0.00	0.00	0.00	0.00	0.00	
Sub-Tot - I Agency Specific Budget		36,287,000.00	0.00	36,287,000.00	31,452,000.00	0.00	0.00	0.00	31,452,000.00	6,017,585.67	6,149,565.56	0.00	0.00	14,167,091.23	6,006,984.67	7,005,841.25	0.00	0.00	13,512,436.92	4,845,000.00	17,284,908.77	0.00	254,655.31	
PS		22,030,000.00	0.00	22,030,000.00	17,185,000.00	0.00	0.00	0.00	17,185,000.00	3,690,571.81	5,323,765.36	0.00	0.00	9,004,277.13	3,690,571.87	5,069,349.95	0.00	0.00	8,749,627.82	4,845,000.00	8,190,722.87	0.00	254,655.31	
MOOE		13,844,000.00	0.00	13,844,000.00	13,844,000.00	0.00	0.00	0.00	13,844,000.00	2,336,013.86	2,678,644.30	0.00	0.00	5,014,658.13	2,325,022.80	2,889,633.30	0.00	0.00	5,014,658.13	0.00	8,620,341.90	0.00	0.00	
FinEx (if Applicable)		8,000.00	0.00	8,000.00	8,000.00	0.00	0.00	0.00	8,000.00	100.00	0.00	0.00	0.00	100.00	100.00	0.00	0.00	100.00	0.00	6,900.00	0.00	0.00		
CO		415,000.00	0.00	415,000.00	415,000.00	0.00	0.00	0.00	415,000.00	0.00	147,056.00	0.00	0.00	147,056.00	0.00	147,556.00	0.00	0.00	147,056.00	0.00	267,944.00	0.00	0.00	
II Automatic Appropriations		1,565,000.00	0.00	1,565,000.00	1,565,000.00	0.00	0.00	0.00	1,565,000.00	391,629.63	368,842.76	0.00	0.00	760,472.39	391,629.63	368,842.76	0.00	0.00	760,472.39	0.00	604,527.61	0.00	0.00	
Retirement and Life Insurance Premiums		1,565,000.00	0.00	1,565,000.00	1,565,000.00	0.00	0.00	0.00	1,565,000.00	391,629.63	368,842.76	0.00	0.00	760,472.39	391,629.63	368,842.76	0.00	0.00	760,472.39	0.00	604,527.61	0.00	0.00	
PS		1,565,000.00	0.00	1,565,000.00	1,565,000.00	0.00	0.00	0.00	1,565,000.00	391,629.63	368,842.76	0.00	0.00	760,472.39	391,629.63	368,842.76	0.00	0.00	760,472.39	0.00	604,527.61	0.00	0.00	
Sub-Tot -		1,565,000.00	0.00	1,565,000.00	1,565,000.00	0.00	0.00	0.00	1,565,000.00	391,629.63	368,842.76	0.00	0.00	760,472.39	391,629.63	368,842.76	0.00	0.00	760,472.39	0.00	604,527.61	0.00	0.00	
PS		1,565,000.00	0.00	1,565,000.00	1,565,000.00	0.00	0.00	0.00	1,565,000.00	391,629.63	368,842.76	0.00	0.00	760,472.39	391,629.63	368,842.76	0.00	0.00	760,472.39	0.00	604,527.61	0.00	0.00	
MOOE		0.00	0.00	0.00	0.00	0.00	0.00	0.00	0.00	0.00	0.00	0.00	0.00	0.00	0.00	0.00	0.00	0.00	0.00	0.00	0.00	0.00	0.00	
FinEx		0.00	0.00	0.00	0.00	0.00	0.00	0.00	0.00	0.00	0.00	0.00	0.00	0.00	0.00	0.00	0.00	0.00	0.00	0.00	0.00	0.00	0.00	
CO		0.00	0.00	0.00	0.00	0.00	0.00	0.00	0.00	0.00	0.00	0.00	0.00	0.00	0.00	0.00	0.00	0.00	0.00	0.00	0.00	0.00	0.00	
III Special Purpose Fund		0.00	312,205.00	312,205.00	0.00	312,205.00	0.00	0.00	312,205.00	312,204.85	0.00	0.00	0.00	312,204.85	312,204.85	0.00	0.00	0.00	312,204.85	0.00	0.15	0.00	0.00	
Miscellaneous Personnel Benefits Fund		0.00	312,205.00	312,205.00	0.00	312,205.00	0.00	0.00	312,205.00	312,204.85	0.00	0.00	0.00	312,204.85	312,204.85	0.00	0.00	0.00	312,204.85	0.00	0.15	0.00	0.00	
PS		0.00	312,205.00	312,205.00	0.00	312,205.00	0.00	0.00	312,205.00	312,204.85	0.00	0.00	0.00	312,204.85	312,204.85	0.00	0.00	0.00	312,204.85	0.00	0.15	0.00	0.00	
Sub-Tot -		0.00	312,205.00	312,205.00	0.00	312,205.00	0.00	0.00	312,205.00	312,204.85	0.00	0.00	0.00	312,204.85	312,204.85	0.00	0.00	0.00	312,204.85	0.00	0.15	0.00	0.00	
PS		0.00	312,205.00	312,205.00	0.00	312,205.00	0.00	0.00	312,205.00	312,204.85	0.00	0.00	0.00	312,204.85	312,204.85	0.00	0.00	0.00	312,204.85	0.00	0.15	0.00	0.00	
MOOE		0.00	0.00	0.00	0.00	0.00	0.00	0.00	0.00	0.00	0.00	0.00	0.00	0.00	0.00	0.00	0.00	0.00	0.00	0.00	0.00	0.00	0.00	
FinEx		0.00	0.00	0.00	0.00	0.00	0.00	0.00	0.00	0.00	0.00	0.00	0.00	0.00	0.00	0.00	0.00	0.00	0.00	0.00	0.00	0.00	0.00	
CO		0.00	0.00	0.00	0.00	0.00	0.00	0.00	0.00	0.00	0.00	0.00	0.00	0.00	0.00	0.00	0.00	0.00	0.00	0.00	0.00	0.00	0.00	
GRAND TOTAL		37,892,000.00	312,205.00	38,174,205.00	33,017,000.00	312,205.00	0.00	0.00	33,329,205.00	8,721,420.15	8,518,348.32	0.00	0.00	15,239,768.47	8,710,429.15	8,274,984.01	0.00	0.00	14,985,113.16	4,845,000.00	15,098,436.53	0.00	254,655.31	
PS		23,595,000.00	312,205.00	23,907,205.00	18,750,000.00	312,205.00	0.00	0.00	19,062,205.00	4,384,406.35	5,692,548.02	0.00	0.00	10,076,954.37	4,384,406.35	5,437,892.71	0.00	0.00	9,822,299.06	4,845,000.00	8,995,250.83	0.00	254,655.31	
MOOE		13,844,000.00	0.00	13,844,000.00	13,844,000.00	0.00	0.00	0.00	13,844,000.00	2,336,013.86	2,678,644.30	0.00	0.00	5,014,658.13	2,325,022.80	2,889,633.30	0.00	0.00	5,014,658.13	0.00	8,620,341.90	0.00	0.00	
FinEx		8,000.00	0.00	8,000.00	8,000.00	0.00	0.00	0.00	8,000.00	100.00	0.00	0.00	0.00	100.00	100.00	0.00	0.00	100.00	0.00	6,900.00	0.00	0.00		
CO		415,000.00	0.00	415,000.00	415,000.00	0.00	0.00	0.00	415,000.00	0.00	147,056.00	0.00	0.00	147,056.00	0.00	147,556.00	0.00	0.00	147,056.00	0.00	267,944.00	0.00	0.00	


Department: National Economic and Development Authority (NEDA)
 Agency: Philippine National Volunteer Service Coordinating Agency
 Operating Unit: < not applicable >
 Organization Code: 24 004 0000000
 Fund Cluster: 01 Regular Agency Fund
 (e.g. UACS Fund Cluster: 01-Regular Agency Fund, 02-Foreign Assisted Projects Fund, 03-Special Account-Locally Funded/Domestic Grants Fund, and 04-Special Account-Foreign Assisted/Foreign Grants Fund)


X	Current Year Appropriations
	Supplemental Appropriations
	Continuing Appropriations

Particulars	UACS CODE	Appropriations		Allotments			Current Year Obligations								Current Year Disbursements					Balances			
		Authorized Appropriations	Adjustments (Transfer To/From, Reassignment)	Adjusted Appropriations	Allotments Received	Adjustments (Withdrawal, Reassignment)	Transfer To	Transfer From	Adjusted Total Allotments	1st Quarter Ending March 31	2nd Quarter Ending June 30	3rd Quarter Ending Sept. 30	4th Quarter Ending Dec. 31	TOTAL	1st Quarter Ending March 31	2nd Quarter Ending June 30	3rd Quarter Ending Sept. 30	4th Quarter Ending Dec. 31	TOTAL	Unreleased Appro	Unobligated Allotments	Unpaid Obligations (15-20)+(23-24)	
																						Due and Demandable	Not Yet Due and Demandable
1	2	3	4	5=(3+4)	6	7	8	9	10=(6+(-)7+8+9)	11	12	13	14	15=(11+12+13+14)	16	17	18	19	20=(16+17+18+19)	21	22	23	24
Recapitulation by CO																							
Agency Specific Budget		16,715,000.00	0.00	16,715,000.00	18,715,000.00	0.00	0.00	0.00	18,715,000.00	3,547,613.24	4,687,637.30	0.00	0.00	8,435,250.54	3,536,622.24	4,719,462.51	0.00	0.00	8,256,084.75	0.00	19,279,749.46	0.00	179,166.79
NATIONAL VOLUNTEER SERVICE PROGRAM		16,715,000.00	0.00	16,715,000.00	18,715,000.00	0.00	0.00	0.00	18,715,000.00	3,547,613.24	4,687,637.30	0.00	0.00	8,435,250.54	3,536,622.24	4,719,462.51	0.00	0.00	8,256,084.75	0.00	19,279,749.46	0.00	179,166.79

Certified Correct:

 CARLOS RUDY REYES
 Budget Officer
 Date: 2019-07-25 15:08:24.0


 ESTELITA JOYMARIE MANAOIS
 Accountant
 Date: 2019-07-25 15:08:24.0

Recommending Approval:

 CARLOS RUDY REYES
 Chief Administrative Officer
 Date: 2019-07-25 16:18

Approved By:

 MACARAIG CORAZON MERCADO
 Agency Head
 Date: 2019-07-25 16:46

STATEMENT OF APPROPRIATIONS, ALLOTMENTS, OBLIGATIONS, DISBURSEMENTS AND BALANCES
As at the Quarter Ending June 30, 2019

Department: National Economic and Development Authority (NEDA)
Agency: Philippine National Volunteer Service Coordinating Agency
Operating Unit: < not applicable >
Organization Code: 24 004 0000000
Fund Cluster: 01 Regular Agency Fund
(e.g. UACS Fund Cluster: 01-Regular Agency Fund, 02-Foreign Assisted Projects Fund, 03-Special Account-Locally Funded/Domestic Grants Fund, and 04-Special Account-Foreign Assisted/Foreign Grants Fund)


	Current Year Appropriations
	Supplemental Appropriations
X	Continuing Appropriations


Particulars	UACS CODE	Appropriations									Current Year Obligations					Current Year Disbursements					Balances					
		Authorized Appropriations	Adjustments (Transfer To/From Reassignment)	Adjusted Appropriations	Allotments Received	Adjustments (Withdrawal/ Reassignment)	Transfer To	Transfer From	Adjusted Total Allotments	1st Quarter Ending March 31	2nd Quarter Ending June 30	3rd Quarter Ending Sept. 30	4th Quarter Ending Dec. 31	TOTAL	1st Quarter Ending March 31	2nd Quarter Ending June 30	3rd Quarter Ending Sept. 30	4th Quarter Ending Dec. 31	TOTAL	Unreleased Appro	Unobligated Allotments	Unpaid Obligations (15-20)/(21-24)				
																						10=(8+7)-9	11	12	13	14
Continuing Appropriations		0.00	784,727.07	784,727.07	784,727.07	0.00	0.00	0.00	784,727.07	0.00	0.00	0.00	0.00	0.00	0.00	0.00	0.00	0.00	0.00	0.00	0.00	784,727.07	0.00	0.00	0.00	0.00
General Administration and Support	1000000000000000	0.00	262,388.35	262,388.35	262,388.35	0.00	0.00	0.00	262,388.35	0.00	0.00	0.00	0.00	0.00	0.00	0.00	0.00	0.00	0.00	0.00	0.00	262,388.35	0.00	0.00	0.00	0.00
General management and supervision	10000010001000	0.00	262,388.35	262,388.35	262,388.35	0.00	0.00	0.00	262,388.35	0.00	0.00	0.00	0.00	0.00	0.00	0.00	0.00	0.00	0.00	0.00	0.00	262,388.35	0.00	0.00	0.00	0.00
PS		0.00	0.00	0.00	0.00	0.00	0.00	0.00	0.00	0.00	0.00	0.00	0.00	0.00	0.00	0.00	0.00	0.00	0.00	0.00	0.00	0.00	0.00	0.00	0.00	0.00
MOOE		0.00	252,209.35	252,209.35	252,209.35	0.00	0.00	0.00	252,209.35	0.00	0.00	0.00	0.00	0.00	0.00	0.00	0.00	0.00	0.00	0.00	0.00	252,209.35	0.00	0.00	0.00	0.00
FrEx		0.00	650.00	650.00	650.00	0.00	0.00	0.00	650.00	0.00	0.00	0.00	0.00	0.00	0.00	0.00	0.00	0.00	0.00	0.00	0.00	650.00	0.00	0.00	0.00	0.00
CO		0.00	9,529.00	9,529.00	9,529.00	0.00	0.00	0.00	9,529.00	0.00	0.00	0.00	0.00	0.00	0.00	0.00	0.00	0.00	0.00	0.00	0.00	9,529.00	0.00	0.00	0.00	0.00
Sub-Total: General Administration and Support		0.00	262,388.35	262,388.35	262,388.35	0.00	0.00	0.00	262,388.35	0.00	0.00	0.00	0.00	0.00	0.00	0.00	0.00	0.00	0.00	0.00	0.00	262,388.35	0.00	0.00	0.00	0.00
PS		0.00	0.00	0.00	0.00	0.00	0.00	0.00	0.00	0.00	0.00	0.00	0.00	0.00	0.00	0.00	0.00	0.00	0.00	0.00	0.00	0.00	0.00	0.00	0.00	0.00
MOOE		0.00	252,209.35	252,209.35	252,209.35	0.00	0.00	0.00	252,209.35	0.00	0.00	0.00	0.00	0.00	0.00	0.00	0.00	0.00	0.00	0.00	0.00	252,209.35	0.00	0.00	0.00	0.00
FrEx (if Applicable)		0.00	650.00	650.00	650.00	0.00	0.00	0.00	650.00	0.00	0.00	0.00	0.00	0.00	0.00	0.00	0.00	0.00	0.00	0.00	0.00	650.00	0.00	0.00	0.00	0.00
CO		0.00	9,529.00	9,529.00	9,529.00	0.00	0.00	0.00	9,529.00	0.00	0.00	0.00	0.00	0.00	0.00	0.00	0.00	0.00	0.00	0.00	0.00	9,529.00	0.00	0.00	0.00	0.00
Operations	3000000000000000	0.00	522,338.72	522,338.72	522,338.72	0.00	0.00	0.00	522,338.72	0.00	0.00	0.00	0.00	0.00	0.00	0.00	0.00	0.00	0.00	0.00	0.00	522,338.72	0.00	0.00	0.00	0.00
OO: Alignment of volunteer programs and activities to the national development priorities pursued		0.00	522,338.72	522,338.72	522,338.72	0.00	0.00	0.00	522,338.72	0.00	0.00	0.00	0.00	0.00	0.00	0.00	0.00	0.00	0.00	0.00	0.00	522,338.72	0.00	0.00	0.00	0.00
NATIONAL VOLUNTEER SERVICE PROGRAM		0.00	522,338.72	522,338.72	522,338.72	0.00	0.00	0.00	522,338.72	0.00	0.00	0.00	0.00	0.00	0.00	0.00	0.00	0.00	0.00	0.00	0.00	522,338.72	0.00	0.00	0.00	0.00
Policy advocacy and technical assistance	310'00100001000	0.00	192,141.04	192,141.04	192,141.04	0.00	0.00	0.00	192,141.04	0.00	0.00	0.00	0.00	0.00	0.00	0.00	0.00	0.00	0.00	0.00	0.00	192,141.04	0.00	0.00	0.00	0.00
MOOE		0.00	189,000.04	189,000.04	189,000.04	0.00	0.00	0.00	189,000.04	0.00	0.00	0.00	0.00	0.00	0.00	0.00	0.00	0.00	0.00	0.00	0.00	189,000.04	0.00	0.00	0.00	0.00
CO		0.00	3,141.00	3,141.00	3,141.00	0.00	0.00	0.00	3,141.00	0.00	0.00	0.00	0.00	0.00	0.00	0.00	0.00	0.00	0.00	0.00	0.00	3,141.00	0.00	0.00	0.00	0.00
Program coordination, partnership monitoring and evaluation	310100100002000	0.00	325,197.68	325,197.68	325,197.68	0.00	0.00	0.00	325,197.68	0.00	0.00	0.00	0.00	0.00	0.00	0.00	0.00	0.00	0.00	0.00	0.00	325,197.68	0.00	0.00	0.00	0.00
MOOE		0.00	325,197.68	325,197.68	325,197.68	0.00	0.00	0.00	325,197.68	0.00	0.00	0.00	0.00	0.00	0.00	0.00	0.00	0.00	0.00	0.00	0.00	325,197.68	0.00	0.00	0.00	0.00
FrEx		0.00	5,000.00	5,000.00	5,000.00	0.00	0.00	0.00	5,000.00	0.00	0.00	0.00	0.00	0.00	0.00	0.00	0.00	0.00	0.00	0.00	0.00	5,000.00	0.00	0.00	0.00	0.00
Sub-Total: Operations		0.00	522,338.72	522,338.72	522,338.72	0.00	0.00	0.00	522,338.72	0.00	0.00	0.00	0.00	0.00	0.00	0.00	0.00	0.00	0.00	0.00	0.00	522,338.72	0.00	0.00	0.00	0.00
PS		0.00	0.00	0.00	0.00	0.00	0.00	0.00	0.00	0.00	0.00	0.00	0.00	0.00	0.00	0.00	0.00	0.00	0.00	0.00	0.00	0.00	0.00	0.00	0.00	0.00
MOOE		0.00	514,197.72	514,197.72	514,197.72	0.00	0.00	0.00	514,197.72	0.00	0.00	0.00	0.00	0.00	0.00	0.00	0.00	0.00	0.00	0.00	0.00	514,197.72	0.00	0.00	0.00	0.00
FrEx (if Applicable)		0.00	5,000.00	5,000.00	5,000.00	0.00	0.00	0.00	5,000.00	0.00	0.00	0.00	0.00	0.00	0.00	0.00	0.00	0.00	0.00	0.00	0.00	5,000.00	0.00	0.00	0.00	0.00
CO		0.00	3,141.00	3,141.00	3,141.00	0.00	0.00	0.00	3,141.00	0.00	0.00	0.00	0.00	0.00	0.00	0.00	0.00	0.00	0.00	0.00	0.00	3,141.00	0.00	0.00	0.00	0.00

Department: National Economic and Development Authority (NEDA)
 Agency: Philippine National Volunteer Service Coordinating Agency
 Operating Unit: < not applicable >
 Organization Code: 24 004 0000000
 Fund Cluster: D1 Regular Agency Fund
 (e.g. UACS Fund Cluster: 01-Regular Agency Fund, 02-Foreign Assisted Projects Fund, 03-Special Account-Locally Funded/Domestic Grants Fund, and 04-Special Account-Foreign Assisted/Foreign Grants Fund)

	Current Year Appropriations
	Supplemental Appropriations
X	Continuing Appropriations


Particulars	UACS CODE	Appropriations			Allotments		Current Year Obligations										Balances								
		Authorized Appropriations	Adjustments (Transfer To/From, Realignment)	Adjusted Appropriations	Allotments Received	Adjustments (Withdrawal, Realignment)	Transfer To	Transfer From	Adjusted Total Allotments	1st Quarter Ending March 31	2nd Quarter Ending June 30	3rd Quarter Ending Sept. 30	4th Quarter Ending Dec. 31	TOTAL	1st Quarter Ending March 31	2nd Quarter Ending June 30	3rd Quarter Ending Sept. 30	4th Quarter Ending Dec. 31	TOTAL	Unreleased Appro	Unobligated Allotments	Unpaid Obligations (15-20)(23-24)			
		3	4	5=(3+4)	6	7	8	9	10=(6+(-)7)+8+9	11	12	13	14	15=(11+12+13+14)	16	17	18	19	20=(16+17+18+19)	21=(5-10)	22=(10-15)	23	24		
GRAND TOTAL		0.00	784,727.07	784,727.07	784,727.07	0.00	0.00	0.00	784,727.07	0.00	0.00	0.00	0.00	0.00	0.00	0.00	0.00	0.00	0.00	0.00	0.00	784,727.07	0.00	0.00	0.00
PS		0.00	0.00	0.00	0.00	0.00	0.00	0.00	0.00	0.00	0.00	0.00	0.00	0.00	0.00	0.00	0.00	0.00	0.00	0.00	0.00	0.00	0.00	0.00	0.00
MOOE		0.00	786,407.07	786,407.07	786,407.07	0.00	0.00	0.00	786,407.07	0.00	0.00	0.00	0.00	0.00	0.00	0.00	0.00	0.00	0.00	0.00	0.00	786,407.07	0.00	0.00	0.00
FinEx (if Applicable)		0.00	5,650.00	5,650.00	5,650.00	0.00	0.00	0.00	5,650.00	0.00	0.00	0.00	0.00	0.00	0.00	0.00	0.00	0.00	0.00	0.00	0.00	5,650.00	0.00	0.00	0.00
CG		0.00	-12,670.00	-12,670.00	-12,670.00	0.00	0.00	0.00	-12,670.00	0.00	0.00	0.00	0.00	0.00	0.00	0.00	0.00	0.00	0.00	0.00	0.00	-12,670.00	0.00	0.00	0.00

Certified Correct:

 CARLITO JOY MARIE MANAGS
 Budget Officer
 Date: 2019-07-25 15:08:24.0

Accountant:

 ESTELITA JOY MARIE MANAGS
 Accountant
 Date: 2019-07-25 15:08:24.0

Recommending Approval:

 CARLITO JOY MARIE MANAGS
 Chief Administrative Officer
 Date: 2019-07-25 16:18

Approved By:

 MACARAIG CORAZON MERCADO
 Agency Head
 Date: 2019-07-25 16:46:18.0

STATEMENT OF APPROPRIATIONS, ALLOTMENTS, OBLIGATIONS, DISBURSEMENTS AND BALANCES
As at the Quarter Ending June 30, 2019

Department: National Economic and Development Authority (NEDA)
Agency: Philippine National Volunteer Service Coordinating Agency
Operating Unit: < not applicable >
Organization Code: 24 004 0000000
Fund Cluster: D1 Regular Agency Fund
(e.g. UACS Fund Cluster: 01-Regular Agency Fund, 02-Foreign Assisted Projects Fund, 03-Special Account-Locally Funded/Domestic Grants Fund, and 04-Special Account-Foreign Assisted/Foreign Grants Fund)

X	Current Year Appropriations
	Supplemental Appropriations
	Continuing Appropriations

Particulars	UACS CODE	Appropriations			Allotments			Obligations				Disbursements				Balances							
		Authorized Appropriations	Adjustments (Transfer To/From, Modifications/ Augmentations)	Adjusted Appropriations	Allotments Received	Adjustments (Reductions, Modifications/ Augmentations)	Transfer To	Transfer From	Adjusted Allotments	1st Quarter Ending March 31	2nd Quarter Ending June 30	3rd Quarter Ending Sept. 30	4th Quarter Ending Dec. 31	TOTAL	1st Quarter Ending March 31	2nd Quarter Ending June 30	3rd Quarter Ending Sept. 30	4th Quarter Ending Dec. 31	TOTAL	Unreleased Appropriations	Unobligated Allotments	Unpaid Obligations (15-20)+(23+24)	
		3	4	5=(3+4)	6	7	8	9	10=(9+(17-18+19))	11	12	13	14	15=(11+12+13+14)	16	17	18	19	20=(16+17+18+19)	21=(5-10)	22=(10-15)	23	24
SUMMARY		36,297,000.00	0.00	36,297,000.00	31,452,000.00	0.00	0.00	0.00	31,452,000.00	6,017,565.67	6,149,505.56	0.00	0.00	14,167,091.23	8,006,584.47	7,905,841.25	0.00	0.00	13,912,435.92	4,845,000.00	17,284,908.77	0.00	254,655.31
A. AGENCY SPECIFIC BUDGET		36,297,000.00	0.00	36,297,000.00	31,452,000.00	0.00	0.00	0.00	31,452,000.00	6,017,565.67	6,149,505.56	0.00	0.00	14,167,091.23	8,006,584.47	7,905,841.25	0.00	0.00	13,912,435.92	4,845,000.00	17,284,908.77	0.00	254,655.31
Personnel Services		22,030,000.00	0.00	22,030,000.00	17,185,000.00	0.00	0.00	0.00	17,185,000.00	3,462,571.67	3,523,705.29	0.00	0.00	9,004,277.13	3,460,571.87	3,059,049.95	0.00	0.00	8,749,621.82	4,845,000.00	8,180,722.87	0.00	254,655.31
Salaries and Wages	501010000	13,039,000.00	0.00	13,039,000.00	13,039,000.00	0.00	0.00	0.00	13,039,000.00	3,277,264.13	3,769,557.37	0.00	0.00	7,066,821.50	3,277,264.13	3,534,902.06	0.00	0.00	6,812,166.15	0.00	5,972,178.50	0.00	254,655.31
Basic Salary - Civilian	501010100	13,039,000.00	0.00	13,039,000.00	13,039,000.00	0.00	0.00	0.00	13,039,000.00	3,277,264.13	3,769,557.37	0.00	0.00	7,066,821.50	3,277,264.13	3,534,902.06	0.00	0.00	6,812,166.15	0.00	5,972,178.50	0.00	254,655.31
Other Compensation	501020000	3,911,000.00	0.00	3,911,000.00	3,911,000.00	0.00	0.00	0.00	3,911,000.00	355,181.82	1,486,414.18	0.00	0.00	1,841,596.00	355,181.82	1,486,414.18	0.00	0.00	1,841,596.00	0.00	2,069,404.00	0.00	0.00
PERA - Civilian	501020100	648,000.00	0.00	648,000.00	648,000.00	0.00	0.00	0.00	648,000.00	211,181.82	138,818.18	0.00	0.00	350,000.00	211,181.82	138,818.18	0.00	0.00	350,000.00	0.00	298,000.00	0.00	0.00
Representation Allowance (RA)	501020200	288,000.00	0.00	288,000.00	288,000.00	0.00	0.00	0.00	288,000.00	72,000.00	72,000.00	0.00	0.00	144,000.00	72,000.00	72,000.00	0.00	0.00	144,000.00	0.00	144,000.00	0.00	0.00
Transportation Allowance (TA)	501020300	288,000.00	0.00	288,000.00	288,000.00	0.00	0.00	0.00	288,000.00	72,000.00	72,000.00	0.00	0.00	144,000.00	72,000.00	72,000.00	0.00	0.00	144,000.00	0.00	144,000.00	0.00	0.00
Clothing/Uniform Allowance - Civilian	501020400	162,000.00	0.00	162,000.00	162,000.00	0.00	0.00	0.00	162,000.00	0.00	144,000.00	0.00	0.00	144,000.00	0.00	144,000.00	0.00	0.00	144,000.00	0.00	16,000.00	0.00	0.00
Bonus - Civilian	501021400	1,087,000.00	0.00	1,087,000.00	1,087,000.00	0.00	0.00	0.00	1,087,000.00	0.00	0.00	0.00	0.00	0.00	0.00	0.00	0.00	0.00	0.00	0.00	1,087,000.00	0.00	0.00
Cash GA - Civilian	501021500	135,000.00	0.00	135,000.00	135,000.00	0.00	0.00	0.00	135,000.00	0.00	0.00	0.00	0.00	0.00	0.00	0.00	0.00	0.00	0.00	0.00	135,000.00	0.00	0.00
Productivity Enhancement Incentive - Civilian	501029902	135,000.00	0.00	135,000.00	135,000.00	0.00	0.00	0.00	135,000.00	0.00	0.00	0.00	0.00	0.00	0.00	0.00	0.00	0.00	0.00	0.00	135,000.00	0.00	0.00
Performance Based Bonus - Civilian	501029904	0.00	0.00	0.00	0.00	0.00	0.00	0.00	0.00	0.00	0.00	0.00	0.00	0.00	0.00	0.00	0.00	0.00	0.00	0.00	0.00	0.00	0.00
Mid-Year Bonus - Civilian	501029906	1,087,000.00	0.00	1,087,000.00	1,087,000.00	0.00	0.00	0.00	1,087,000.00	0.00	1,059,596.00	0.00	0.00	1,059,596.00	0.00	1,059,596.00	0.00	0.00	1,059,596.00	0.00	27,404.00	0.00	0.00
Anniversary Bonus - Civilian	501029908	81,000.00	0.00	81,000.00	81,000.00	0.00	0.00	0.00	81,000.00	0.00	0.00	0.00	0.00	0.00	0.00	0.00	0.00	0.00	0.00	0.00	81,000.00	0.00	0.00
Personnel Benefit Contributions	501029900	192,000.00	0.00	192,000.00	192,000.00	0.00	0.00	0.00	192,000.00	47,841.75	45,765.31	0.00	0.00	93,607.09	47,841.75	45,765.31	0.00	0.00	93,607.09	0.00	98,352.91	0.00	0.00
Phg-B G - Civilian	501030000	33,000.00	0.00	33,000.00	33,000.00	0.00	0.00	0.00	33,000.00	6,900.00	7,800.00	0.00	0.00	15,900.00	8,100.00	7,800.00	0.00	0.00	15,900.00	0.00	17,100.00	0.00	0.00
Ph Health - Civilian	501030000	126,000.00	0.00	126,000.00	126,000.00	0.00	0.00	0.00	126,000.00	31,941.75	30,165.31	0.00	0.00	61,807.09	31,941.75	30,165.31	0.00	0.00	61,807.09	0.00	64,192.91	0.00	0.00
ECIP - Civilian	501030400	33,000.00	0.00	33,000.00	33,000.00	0.00	0.00	0.00	33,000.00	8,100.00	7,800.00	0.00	0.00	15,900.00	8,100.00	7,800.00	0.00	0.00	15,900.00	0.00	17,100.00	0.00	0.00
Other Personnel Benefits	501040000	4,888,000.00	0.00	4,888,000.00	43,000.00	0.00	0.00	0.00	43,000.00	284.14	1,999.40	0.00	0.00	2,252.54	284.14	1,999.40	0.00	0.00	2,252.54	4,845,000.00	40,747.46	0.00	0.00
Terminal Leave Benefits - Civilian	501040500	4,845,000.00	0.00	4,845,000.00	0.00	0.00	0.00	0.00	0.00	0.00	0.00	0.00	0.00	0.00	0.00	0.00	0.00	0.00	0.00	4,845,000.00	0.00	0.00	0.00
Lump-sum for Step Increments - Length of	501040600	33,000.00	0.00	33,000.00	33,000.00	0.00	0.00	0.00	33,000.00	284.14	1,999.40	0.00	0.00	2,252.54	284.14	1,999.40	0.00	0.00	2,252.54	0.00	30,747.46	0.00	0.00
Loyalty Award - Civilian	501049905	10,000.00	0.00	10,000.00	10,000.00	0.00	0.00	0.00	10,000.00	0.00	0.00	0.00	0.00	0.00	0.00	0.00	0.00	0.00	0.00	0.00	10,000.00	0.00	0.00
Maintenance and Other Operating Expenses		13,844,000.00	0.00	13,844,000.00	13,844,000.00	0.00	0.00	0.00	13,844,000.00	2,336,293.90	2,619,844.30	0.00	0.00	5,014,058.10	2,325,022.90	2,689,935.30	0.00	0.00	5,014,058.10	0.00	8,829,541.90	0.00	0.00
Traveling Expenses	502010000	1,459,000.00	0.00	1,459,000.00	1,459,000.00	0.00	0.00	0.00	1,459,000.00	341,963.80	351,055.17	0.00	0.00	692,728.97	332,072.90	352,056.17	0.00	0.00	692,728.97	0.00	766,271.03	0.00	0.00